

Society For American Baseball Research

Baseball Records Committee


Lyle Spatz, Editor

October 2007

Not everything that counts is counted; not everything that is counted is worth counting.
--Albert Einstein

GAMES PLAYED BY PAUL HINES IN 1875

During the 1875 season, the Chicago team of the National Association played 69 games. Most print and online sources show Paul Hines as playing in all 69 games--the most in the league. But **Marty Friedrich** believes that number should be 68, as shown in **David Nemeč's Encyclopedia of 19th Century Major League Baseball**. According to Marty, Hines' name does not appear in the box score or the game write-up for Chicago's May 11 game against St. Louis. Aside from games played, all sources agree on all the other statistics.



GAMES PLAYED BY HUGH DUFFY IN 1890



Marty found a similar discrepancy in the number of games played by Hugh Duffy in 1890. In this case, most print and online sources show Duffy playing in all 138 games for the Chicago Pirates of the Players League. **The Encyclopedia of 19th Century Major League Baseball** show him with 137 games played. The one game difference appears to be in the July 18 game, where Duffy was not listed in the box score. Aside from games played, all sources agree on all the other statistics.



TWO GAMES IN A SEASON WITH FOUR EXTRA BASE HITS

Among the many statistics that **Trent McCotter** tracks is players who had two games in a season in which they had four or more extra base hits. This season has seen the addition of two more players to that list: Adrian Beltre of Seattle and Aaron Rowand of Philadelphia.

- 2-Henry Larkin, PHI AA, June 16, July 29, 1885
- 2-George Burns, CLE AL, June 19 (1G), July 23, 1924
- 2-Jimmie Foxx, PHI AL, Apr 24, July 2 (2G), 1933
- 2-Joe Medwick, STL NL, May 12, Aug 4, 1937
- 2-Billy Williams, CHI NL, Apr 9, Sep 5, 1969
- 2-Paul O'Neill, CIN NL, May 11, Sep 13, 1991
- 2-Rafael Palmeiro, TEX AL, July 15, Sep 6, 1993
- 2-Albert Belle, BAL AL, Aug 29, Sep 23 (2G), 1999
- 2-Shannon Stewart, TOR AL, Jun 9, Jul 18, 2000
- 2-Jim Edmonds, STL NL, Apr 4, Jun 28, 2003
- 2-Alfonso Soriano, WAS NL, Apr 21, Jul 22, 2006
- 2-Adrian Beltre, SEA AL, May 28, Jul 6, 2007
- 2-Aaron Rowand, PHI NL, July 14, July 17, 2007



NEWSLETTER NOTE: This newsletter has traditionally been four pages in length. Mainly that was because it was easier to copy and mail. However, now that all but a handful of newsletters are distributed on-line, I am no longer bound by the four-page format. This issue will have six pages, as I will double up on the most productive players who made their debuts in a specific year (10 years instead of five), and batterymates of celebrated pitchers (four instead of two).

TWO PITCHERS NAMED WILLIAM JAMES

The 1912 Cleveland Naps had two pitchers named William James: William Henry James, known as "Big Bill," and William A James, known as "Lefty." Mike Grahek says that while working with the Official Records of 1912, he came across several items that had the two men confused. One involves an incorrect debut date, the other is an unrecorded, though dubious, fielding record.


According to Mike, all the online and printed encyclopedias list Lefty's debut as April 13, 1912. However, it should be September 20, 1912. Several newspaper accounts support this. The Sept. 21, 1912 *New York Times* reported that "Lefty James, late of Toledo, made his major league debut." The Sept. 21, 1912 *New York Press* also reported that "Lefty" James pitched for Cleveland. Meanwhile, the April 14, 1912 *Detroit News* described the Naps pitcher of the previous day as "nearly seven feet tall (and) as awkward as they make them." Lefty was less than six feet tall, while Big Bill was 6'4".

What's more, Big Bill made three fielding errors that day, all in the sixth inning. That ties the major league record first accomplished in 1898 by Cy Seymour.

In summary, Lefty James's debut date should be changed from April 13, 1912 to September 20, 1912, and Big Bill James should be credited with tying the record for Most errors by a pitcher in an inning.




William "Big Bill" James



William "Lefty" James

ROYCE CLAYTON

Wayne McElreavy noted that when the Boston Red Sox used Royce Clayton as a pinch runner on September 6, it marked the 11th major-league team that Clayton had played for. That's one short of the major-league record for Most clubs played for in a career, held by Deacon McGuire and Mike Morgan. Before joining the Red Sox, Clayton played for the Giants, Cardinals, Rangers, White Sox, Brewers, Rockies, Diamondbacks, Reds, Nationals, and Blue Jays.



Royce Clayton

MOST PRODUCTIVE PLAYERS WHO MADE THEIR DEBUTS IN THE YEARS 1876-1880

David Frank has compiled lists of players who debuted in a specific year and went on to compile the highest totals in various career categories: games, hits, home runs, etc. This list covers the top five for the years 1876-1880.

1876

Games: John Morrill, 1265; Bill Holbert 623; Lew Brown, 378; Terry Larkin, 223; Amos Booth, 110
Runs: John Morrill, 821; Lew Brown, 205; Bill Holbert 182; Terry Larkin, 105; Amos Booth, 47
RBI: John Morrill, 643; Lew Brown, 169; Bill Holbert 144; Terry Larkin, 69; Amos Booth, 27
Hits: John Morrill, 1275; Bill Holbert 486; Lew Brown, 379; Terry Larkin, 198; Amos Booth, 98
2B: John Morrill, 239; Lew Brown, 83; Bill Holbert 41; Terry Larkin, 29; John McGuinness, 9
3B: John Morrill, 80; Lew Brown, 31; Terry Larkin, 15; Bill Holbert 7; John Hayes and John McGuinness, 2
HR: John Morrill, 43; Lew Brown, 10; Terry Larkin, 1; No other home runs

1877

Games: Mike Dorgan, 715; Will White, 403; Dave Rowe, 347; Jack Gleason, 343; Charlie Eden, 226
Runs: Mike Dorgan, 443; Jack Gleason, 253; Dave Rowe, 223; Will White, 164; Charlie Eden, 118
RBI: Mike Dorgan, 346; Will White, 111; Dave Rowe, 90; Charlie Eden, 77; Jack Gleason, 31
Hits: Mike Dorgan, 802; Jack Gleason, 384; Dave Rowe, 383; Will White, 271; Charlie Eden, 244
2B: Mike Dorgan, 112; Dave Rowe, 77; Jack Gleason, 59; Charlie Eden, 56; Will White, 28
3B: Mike Dorgan, 34; Dave Rowe, 32; Charlie Eden, 18; Jack Gleason, 14; Will White, 7
HR: Jack Gleason, 9; Dave Rowe, 8; Charlie Eden and Mike Dorgan, 4; Will White, 1

1878


Games: John Ward, 1825; King Kelly, 1455; Ned Williamson, 1201; Charlie Bennett, 1062; Abner Dalrymple, 951
Runs: John Ward, 1408; King Kelly, 1357; Abner Dalrymple, 813; Ned Williamson, 809; Charlie Bennett, 549
RBI: King Kelly, 915; John Ward, 867; Ned Williamson, 667; Charlie Bennett, 533; Abner Dalrymple, 407
Hits: John Ward, 2104; King Kelly, 1813; Abner Dalrymple, 1202; Ned Williamson, 1159; Charlie Bennett, 978
2B: King Kelly, 359; John Ward, 231; Ned Williamson, 228; Abner Dalrymple, 217; Charlie Bennett, 203
3B: King Kelly, 102; John Ward, 96; Ned Williamson, 85; Abner Dalrymple, 81; Charlie Bennett, 67
HR: King Kelly, 69; Ned Williamson, 64; Charlie Bennett, 55; Abner Dalrymple, 43; John Ward, 26

1879


Games: Jack Glasscock, 1736; Dan Brouthers, 1673; Hardy Richardson, 1331; George Gore, 1310; Joe Hornung, 1123
Runs: Dan Brouthers, 1523; George Gore, 1327; Jack Glasscock, 1163; Hardy Richardson, 1120; Joe Hornung, 788
RBI: Dan Brouthers, 1296; Jack Glasscock, 825; Hardy Richardson, 822; Jack Rowe, 644; George Gore, 618
Hits: Dan Brouthers, 2296; Jack Glasscock, 2040; Hardy Richardson, 1688; George Gore, 1612; Jack Rowe, 1256
2B: Dan Brouthers, 460; Jack Glasscock, 313; Hardy Richardson, 303; George Gore, 262; Bill Phillips, 214
3B: Dan Brouthers, 205; Hardy Richardson, 126; Jack Glasscock, 98; Bill Phillips, 98; George Gore, 94
HR: Dan Brouthers, 106; Hardy Richardson, 70; George Gore, 46; Joe Hornung, 31; Jack Rowe, 28

1880


Games: Roger Connor, 1997; Arlie Latham, 1627; Harry Stovey, 1486; Buck Ewing, 1315; George Wood, 1280
Runs: Roger Connor, 1620; Harry Stovey, 1492; Arlie Latham, 1478; Buck Ewing, 1129; George Wood, 965
RBI: Roger Connor, 1322; Harry Stovey, 908; Buck Ewing, 883; John Reilly, 740; Tom Burns, 683
Hits: Roger Connor, 2467; Arlie Latham, 1833; Harry Stovey, 1771; Buck Ewing, 1625; George Wood, 1467
2B: Roger Connor, 441; Harry Stovey, 347; Buck Ewing, 250; Arlie Latham, 245; Tom Burns, 236
3B: Roger Connor, 233; Buck Ewing, 178; Harry Stovey, 174; John Reilly, 139; George Wood, 132
HR: Roger Connor, 138; Harry Stovey, 122; Buck Ewing, 71; John Reilly, 69; George Wood, 68




John Morrill




Mike Dorgan



King Kelly



Dan Brouthers



Roger Connor

MOST PRODUCTIVE PLAYERS WHO MADE THEIR DEBUTS IN THE YEARS 1881-1885

David Frank has compiled lists of players who debuted in a specific year and went on to compile the highest totals in various career categories: games, hits, home runs, etc. This list covers the top five for the years 1881-1885.

1881

Games: Jerry Denny, 1237; Sam Wise, 1175; Hugh Nicol, 888; Tony Mullane, 784; Ed Swartwood, 724
Runs: Sam Wise, 834; Jerry Denny, 714; Hugh Nicol, 631; Ed Swartwood, 607; Tony Mullane, 407
RBI: Sam Wise, 672; Jerry Denny, 667; Jim Whitney, 280; Hugh Nicol, 272; Ed Swartwood, 229
Hits: Jerry Denny, 1286; Sam Wise, 1281; Ed Swartwood, 724; Hugh Nicol, 813; Tony Mullane, 661
2B: Jerry Denny, 238; Sam Wise, 221; Ed Swartwood, 120; Jim Whitney, 113; Tony Mullane, 99
3B: Sam Wise, 112; Jerry Denny, 76; Ed Swartwood, 63; Jim Whitney, 39; Tony Mullane, 38
HR: Jerry Denny, 74; Sam Wise, 49; Jim Whitney, 18; Ed Swartwood, 14; Tony Mullane, 8; Billy Taylor, 8

1882

Games: Bid McPhee, 2135; Tom Brown, 1786; Fred Pfeffer, 1670; Charlie Comiskey, 1390; Jimmy Wolf, 1198
Runs: Bid McPhee, 1678; Tom Brown, 1521; Fred Pfeffer, 1094; Charlie Comiskey, 994; Pete Browning, 954
RBI: Bid McPhee, 1067; Fred Pfeffer, 1019; Charlie Comiskey, 883; Tom Brown, 736; Pete Browning, 659
Hits: Bid McPhee, 2250; Tom Brown, 1951; Fred Pfeffer, 1671; Pete Browning, 1646; Charlie Comiskey, 1530
2B: Bid McPhee, 303; Pete Browning, 295; Tom Brown, 239; Fred Pfeffer, 231; Jimmy Wolf, 213
3B: Bid McPhee, 188; Tom Brown, 138; Fred Pfeffer, 119; Jimmy Wolf, 109; Pete Browning, 85
HR: Fred Pfeffer, 94; Tom Brown, 64; Bid McPhee, 53; Pete Browning, 46; Cliff Carroll, 31

1883

Games: Paul Radford, 1301; Bill Kuehne, 1087; Pop Corkhill, 1086; Tip O'Neill, 1054; Joe Mulvey, 987
Runs: Paul Radford, 945; Tip O'Neill, 880; Pop Corkhill, 650; Joe Mulvey, 598; Dave Orr, 536
RBI: Tip O'Neill, 757; Pop Corkhill, 631; Dave Orr, 627; Joe Mulvey, 532; Paul Radford, 462
Hits: Tip O'Neill, 1356; Paul Radford, 1206; Dave Orr, 1125; Pop Corkhill, 1120; Joe Mulvey, 1059
2B: Tip O'Neill, 222; Dave Orr, 198; Paul Radford, 176; Sid Farrar, 157; Joe Mulvey, 157
3B: Bill Kuehne, 115; Dave Orr, 108; Tip O'Neill, 92; Pop Corkhill, 80; Joe Mulvey, 70
HR: Tip O'Neill, 52; Dave Orr, 37; Pop Corkhill, 31; Joe Mulvey, 29; Bill Kuehne, 25

1884


Games: Deacon McGuire, 1781; Joe Quinn, 1768; Germany Smith, 1710; Billy Nash, 1549; Bones Ely, 1341
Runs: Billy Nash, 1072; Tommy McCarthy, 1069; Henry Larkin, 925; Curt Welch, 915; Germany Smith, 907
RBI: Billy Nash, 977; Deacon McGuire, 840; Henry Larkin, 836; Oyster Burns, 832; Germany Smith, 797
Hits: Joe Quinn, 1797; Deacon McGuire, 1748; Billy Nash, 1606; Germany Smith, 1592; Tommy McCarthy, 1496
2B: Deacon McGuire, 300; Billy Nash, 266; Henry Larkin, 259; Germany Smith, 251; Joe Quinn, 228
3B: Oyster Burns, 129; Henry Larkin, 114; Germany Smith, 94; Dave Foutz, 91; Billy Nash, 87; Perry Werden, 87
HR: Jack Clements, 77; Oyster Burns, 65; Billy Nash, 60; Henry Larkin, 53; Jocko Milligan, 49

1885

Games: Jimmy Ryan, 2012; Sam Thompson, 1410; Denny Lyons, 1121; Jim McTamany, 813; Ed Dailey, 640
Runs: Jimmy Ryan, 1692; Sam Thompson, 1262; Denny Lyons, 932; Jim McTamany, 693; Ed Dailey, 396
RBI: Sam Thompson, 1305; Jimmy Ryan, 1093; Denny Lyons, 755; Jim McTamany, 334; Ed Dailey, 288
Hits: Jimmy Ryan, 2502; Sam Thompson, 1988; Denny Lyons, 1333; Jim McTamany, 794; Ed Dailey, 616
2B: Jimmy Ryan, 451; Sam Thompson, 343; Denny Lyons, 244; Jim McTamany, 135; Ed Dailey, 92
3B: Sam Thompson, 161; Jimmy Ryan, 157; Denny Lyons, 69; Jim McTamany, 58; Reddy Mack, 36; Joe Visner, 36
HR: Sam Thompson, 126; Jimmy Ryan, 118; Denny Lyons, 62; Ed Dailey, 19; Jim McTamany, 19




Jerry Denny




Bid McPhee



Tip O'Neill



Deacon McGuire



Jimmy Ryan

CATCHING CLARK GRIFFITH AND ADONIS TERRY

Courtesy of **Walt Wilson**, here are the batterymates for two star pitchers of the nineteenth century.

CATCHING CLARK GRIFFITH

Clark Griffith pitched for St. Louis (AA) 1891; Boston (AA) 1891; Chicago (NL) 1893-1900; Chicago (AL) 1901-02; New York (AL) 1903-07; Cincinnati (NL) 1909; and Washington (AL) 1912-14. He made 372 starts and threw 22 shutouts.

	<u>Starts</u>	<u>Shutouts</u>
Malachi Kittredge	101	1
Tim Donahue	91	4
Billy Sullivan, Sr.	45	7
Frank Chance	27	2
Pop Schriver	19	0
Monte Beville	16	1
Jack Boyle	15	0
Red Kleinow	10	1
Deacon McGuire	10	2
Ed McFarland	7	0
Jack O'Connor	7	1
Morgan Murphy	4	0
Art Nichols	4	1
Cap Anson	3	0
Johnny Kling	3	0
Charlie Dexter	2	1
Joe Sugden	2	1
Paul Cook	1	0
Mike Konnick	1	0
Bill Lange	1	0
Pat McCauley	1	0
Bill Moran	1	0
John Munyan	1	0
Total	372	22

CATCHING ADONIS TERRY

Adonis Terry pitched for Brooklyn (AA) 1884-89; Brooklyn (NL) 1890-91; Baltimore (NL) 1892; Pittsburgh (NL) 1892-94; and Chicago (NL) 1894-97. He made 406 starts and threw 17 shutouts.

	<u>Starts</u>	<u>Shutouts</u>
Bob Clark	63	4
Jimmy Peoples	52	5
Tim Donahue	48	0
Jackie Hayes	29	1
Connie Mack	25	0
Tom Daly	23	1
Jack Corcoran	21	0
Doggie Miller	19	2
John Farrow	15	0
Malachi Kittredge	15	1
Tom Kinslow	13	1
Pop Schriver	13	0
Joe Visner	10	0
Doc Bushong	9	0
Jim McCauley	8	0
Con Daily	7	0
Ed Greer	7	1
Bill Moran	6	0
Jack O'Brien	5	0
Dave Oldfield	5	0
Jerry Dorgan	4	1
Cap Anson	2	0
Charlie Householder	2	0
Joe Sugden	2	0
Joe Gunson	1	0
Charlie Robinson	1	0
Tug Wilson	1	0
Total	406	17



CATCHING BERT BLYLEVEN AND JIM KAAT

Courtesy of **Walt Wilson**, here are the batterymates for two of baseball's winningest pitchers not yet in the Hall of Fame. Both men had their greatest seasons with the Minnesota Twins.

CATCHING BERT BLYLEVEN

Bert Blyleven pitched for Minnesota (AL) 1970-76, 1985-88; Texas (AL) 1976-77; Pittsburgh (NL) 1978-80; Cleveland (AL) 1981-85; and California (AL) 1989-90, 1992. He made 685 starts and threw 60 shutouts.

	<u>Starts</u>	<u>Shutouts</u>
George Mitterwald	75	13
Phil Roof	69	6
Ed Ott	67	6
Tim Laudner	62	1
Glenn Borgmann	57	4
Jim Sundberg	44	9
Lance Parrish	37	1
Chris Bando	35	4
Ron Hassey	34	0
Jerry Willard	23	2
Steve Nicosia	22	0
Ron Tingley	22	0
Mark Salas	21	1
Tom Nieto	15	0
Jeff Reed	12	2
Duffy Dyer	11	0
Bill Schroeder	10	2
Bo Diaz	9	1
Bill Fahey	9	1
John Orton	9	2
Butch Wynegar	8	0
Paul Ratliff	7	0
Sal Butera	6	1
Randy Hundley	5	0
Tom Tischinski	4	0
Manny Sanguillen	3	0
Butch Benton	2	2
Dave Engle	2	0
Brian Harper	2	0
John Ellis	1	0
Mike Fitzgerald	1	0
Greg Myers	1	0
Total	685	60

Two of Blyleven's shutouts were with more than one catcher. Note that Butch Benton caught Blyleven twice and both were shutouts.



CATCHING JIM KAAT

Jim Kaat pitched for Washington (AL) 1959-60; Minnesota (AL) 1961--73; Chicago (AL) 1973-75; Philadelphia (NL) 1976-79; New York (AL) 1979; and St. Louis (NL) 1980-83. He made 625 starts and threw 31 shutouts.

	<u>Starts</u>	<u>Shutouts</u>
Earl Battey	184	9
George Mitterwald	78	6
Bob Boone	76	2
Jerry Zimmerman	54	3
Brian Downing	49	2
Johnny Roseboro	36	2
Ed Herrmann	28	3
Phil Roof	26	1
Paul Ratliff	18	0
Ted Simmons	13	1
Hal Naragon	11	0
Tom Tischinski	11	0
Russ Nixon	10	0
Chuck Brinkman	5	0
Pete Varney	5	0
Barry Foote	4	0
Johnny Oates	4	0
Bruce Look	2	0
Tim McCarver	2	0
Darrell Porter	2	0
Brad Gulden	1	0
Ron Henry	1	0
Hank Izquierdo	1	0
Terry Kennedy	1	0
Steve Korchek	1	0
Bill Nahorodny	1	0
Gene Tenace	1	0
Total	625	31

Two of Kaat's shutouts were with more than one catcher.

