

Beating the Bushes



*A publication of the Society for American Baseball Research
Minor League Committee*

Fall 2023

October 20, 2023

Box Score Project

By Chuck McGill

At SABR51 in Chicago, we kicked off the box score project. This project will build on work that was initially done by some SABR members for The Chadwick Bureau, transcribing box scores for minor league seasons so that individual and team stats can be calculated. In addition, previously unidentified players will be identified, and other players who are currently listed separately will be found to be the same player.

If all goes to plan, we'll have a website where the processed data will be available. Individual game box scores will be constructed from the transcribed data, along with player game logs for individual seasons, team game logs, and league standings. The intention is for it to be a kind of Retrosheet for the minor leagues, albeit without play-by-play for every game. Eventually, we intend to add play-by-play info for those games for which we can find it.

As part of the project, we're also collecting game logs that members have compiled, along with seasonal compilations, team rosters, play-by-play accounts, unpublished averages, and league schedules (most have already been collected).

A mailing list for the project has been created at <https://sabrgroups.org/g/minorsboxscores>. Any members are free to join the list, whether they participate in the project or not.

On the mailing list main page, you can find links to the data that has been collected so far. Also, you can find the presentation given at the convention, along with instructions on how to transcribe the box scores, and the template to use to do so. If anyone is interested in helping with the project, contact me at cmcgill.vt@gmail.com.

Our data manager is still working on the data flow for processing the box scores. Once everything is ironed out, the transcribed box scores should be able to be processed quickly. We hope to have something up before the end of the year.

THE DAWN OF THE DODGERS

by Clifford Blau

Organization of Inter-State Association

In Autumn 1882, some baseball clubs in Pennsylvania started talking about forming a league. On October 30, this was formalized when Secretary Eli Fox of the Active club of Reading sent out a call to seven other clubs in Pennsylvania, Delaware, and New Jersey to attend a meeting for that purpose. Six teams sent representatives to Reading on November 9, and five of them officially organized the Inter-State Association on November 25. They were, besides the Actives, the Anthracite club of Pottsville, Pennsylvania, the Harrisburg (PA) club, the Merritt club of Camden, New Jersey, and the Quickstep club of Wilmington, Delaware. Mr. Fox was elected president of the league, with Thomas Fielders of the Anthracites as vice-president, and August Richter of the Merritts as secretary-treasurer. All five clubs were successful in applying for alliance status with the American Association (AA). This would protect the clubs from having their players signed by AA clubs although it meant they had to obey AA rules, including a ban on playing National League (NL) clubs. The NL was generally recognized as the best in the world, so their clubs were top attractions. Fortunately, this ban was later lifted when the AA signed a peace treaty with the NL and the newly-formed Northwestern League, known as the Tri-Partite Agreement. One umpire from each Inter-State city was selected, and the AA rule was adopted that visiting teams would receive a guarantee of \$65 per championship game (even if stopped before becoming official) and 50% of receipts for exhibition games.

Organization of the Brooklyn Club

While this was going on, in Brooklyn, New York, George Taylor, a newspaper editor, began organizing a professional club, which Brooklyn, third-most populous city in the country, had been lacking for the past few years. His first step was in securing grounds, leasing land between Fourth and Fifth Avenues and Third and Fifth Streets, formerly the site of the Washington Skating Park and be-

fore that a Revolutionary War battle. When his initial investor backed out, Taylor's lawyer connected him with real estate man Charles Byrne, who in turn brought in his brother-in-law, Joseph Doyle. Construction of the ball field began during the winter, and when the work proved more expensive than expected, Doyle turned to Ferdinand Abell to join the ownership. Byrne, Doyle, and Abell would be the principal owners of the club until Byrne's death in 1898. Construction of the buildings and fences at what was to be known as Washington Park was begun in March, and work was completed in early May. Meanwhile the club was admitted to membership in the AA Alliance. It also, along with several other clubs, applied for a franchise in the Inter-State Association, but no action was taken on these applications until March, when Brooklyn, along with Trenton, was accepted, making an awkward seven-team league. Because Brooklyn was starting from scratch while the other clubs had established nines, they didn't start working out until April 17, while most of the other clubs were playing exhibition games before that.

League Schedule

With the league membership set, the Inter-State adopted a sixty-game schedule lasting from May 1 to September 29 (later extended to October 13), each team to play the others five times at home and five on the road. At Taylor's suggestion, teams played only one game at each city during road trips, so teams weren't away from home more than a week. They usually played three championship games a week. This left plenty of time for exhibition games to be played. The initial schedule lasted only about two weeks and was reworked several times. In early July, it was decided to expand the number of championship games to an additional sixty, most teams having played about 25 games then. But in mid-July, the Merritt club disbanded, citing a lack of support in Camden. This required yet another adjustment of the schedule, with teams playing two games at each city during road trips instead of just one. Most of the teams ended up playing around seventy championship games.

Standings

Brooklyn played 78 games against the other Inter-State clubs, winning 47, losing 30, with one tie, in addition to two forfeit wins. However, several of these were exhibition games and at this time, it is difficult if not impossible to determine exactly which ones those were. So apologies if any of the games described hereafter were in fact exhibitions. Apparently some of the games were not counted because an official league umpire was not present. (In mid-season, the league followed the example of the AA in hiring a regular staff of four umpires plus one alternate.) Every newspaper seemed to have its own standings, which didn't agree with anyone else's, even when they supposedly came from the league secretary. The

Brooks' (as their fans called them) official record was 44-28, good for first place. When they played their final game on September 29 against second place Harrisburg, Brooklyn had a half-game lead so it was thought that the winner of that game (which turned out to be Brooklyn) would be the pennant winner. However, Harrisburg lost to Trenton on October 1, which would have put them behind Brooklyn in any case. It is not clear that they had to play that game, though, and might well have skipped it if in first place. Brooklyn was only able to win due to the dissolution of the Merrits, who had a record of 27-8 when they dropped out of the league. The Inter-State followed AA rules in counting the Merritt games but not awarding them the pennant, since the club no longer was part of the league. Brooklyn's record was close to .500 when the Merritts dropped out.

The Brooklyn team played a large number of exhibition games against a variety of competition. They faced off against the New York NL team twice, losing both times. There were ten games against AA clubs, in which they had a creditable 4-6 record. They also played seventeen games against other organized clubs, taking fifteen of them. These included independent professional clubs and college teams. One interesting competitor was the nine of the Staten Island Cricket Club, which included James Tyng, sometimes credited with inventing the catcher's mask, and "Cap" Cammeyer, whose father was the owner of the Union Grounds in Brooklyn, the first enclosed baseball field.

The Players

In early March, Brooklyn signed its first six players: pitchers Dennis Creeden and John Doyle, catchers Francis Murphy and John Farrow, shortstop Billy Geer, and first baseman-outfielder Oscar Walker. Creeden and Murphy had formed a battery on the Olympic Club of New York in 1882; they were released in late May without participating in any championship games. Geer had been Cincinnati's regular shortstop in 1878. Doyle had played for the Metropolitans in 1881 and 1882 as well as three games for the St. Louis AA club in 1882. He would pitch mainly in exhibition games, appearing in the box in perhaps only two championship games, but was used regularly in the outfield in the first part of the season. Farrow also had experience with the Mets as well as other professional teams. Walker had played regularly for St. Louis in 1882 and before that spent two seasons in the NL with Buffalo. To them were added in mid-March Bill Schenck, who was the regular third baseman of the Eclipse in the AA in 1882 and Tom Dolan, a catcher and outfielder with six years professional experience, including part of the 1882 season with Buffalo of the NL. They also signed local player William Dugan but dropped him in late April, at the same time declining to sign a young first baseman from the Alaska Club of New York they gave a trial to, Dave Orr. By early April they had put together a full roster of twelve players, including pitcher Jim Egan of the previous year's Troy team, second base-


man Tim Manning, who had played for the Providence and Philadelphia clubs in 1882, and outfielder Harry Luff, who played in both major leagues in 1882. Luff, a college-trained engineer, was selected as team captain. However, due to an injured arm, he played sparingly before being released in early July. Geer replaced him as captain. Egan did most of the pitching in the first part of the season. However, although the Brooklyn management made a point of only recruiting players of good character, Egan proved an exception. He would be suspended for drunkenness on May 24. Doyle would have filled in for him but sprained his knee, so Brooklyn recruited John McCabe and then John Firth as replacements (as well as signing but not using Thomas Pollard) before relenting and reinstating Egan. Geer was apparently the only player to play in all of their championship games. Of course, the official league statistics were reportedly as unreliable as the standings, and the statistics on Baseball-Reference.com, compiled by Vern Luse from Sporting Life box scores, are less than perfect. By the time they started workouts, Bill Morgan, another catcher-outfielder, who had played some for the Allegheny club the year before, was added. Yet, with all the catchers available, their opening day catcher was one Mellon, presumably William Mellon, who spent most of his career with Waterbury. Perhaps soon after that, they added Wash Williams, yet another catcher-outfielder. He would go on to a very brief major league career. Dave Oldfield caught a game on June 7; he would return to the Brooks in 1885 and 1886. In an exhibition game on June 20, three new players appeared. John Campana and Charles Tuttle would each have brief stints with the club, but pitcher William (Adonis) Terry would be in the starting rotation for Brooklyn through the 1891 season. They added two outfielders in the first half of July. Edgar Smith, who had played a couple of games for the Providence NL team earlier, played left field the rest of the season, while (Michael?) McManus of the Comets of Woonsocket, RI only played a few games. Dolan was released in early July for violating club rules, and at the end of the month Jim Egan followed after going AWOL, his drinking not having abated. Egan would sign with an independent club in Waterbury where he got into a fight

and was knocked out before being expelled for, guess what, drunkenness, and in October found himself in jail on a robbery charge.

Then came the biggest event in Brooklyn's season, the expiration of the Merritt Club. As previously noted, they had by far the best record in the league at that time, and, 91 years before Catfish Hunter, their players were to learn the benefit of free agency. Representatives from several ball clubs descended on Camden to offer contracts to the Merritt players. Charles Byrne was not caught sleeping; as soon as rumors of the breakup of the Merritts started,

he spoke to that club's owner to put in a good word with his players, and then sent Taylor to Camden to negotiate. Taylor signed pitcher Sam Kimber, catcher Jack Corcoran, first baseman Charlie Householder (which allowed Walker to move to center field), lefty-throwing second baseman/right fielder Bill Greenwood, shortstop Frank Fennelly (who would play second and third for Brooklyn), and center fielder Bill Kienzle. But they didn't want Kienzle; they only signed him because Greenwood refused to join them unless they did. Brooklyn immediately dropped Kienzle, who then was grabbed by the Quicksteps. The other Merritt players were also in demand; Fred Warner signed with the Philadelphia NL club, while Bob Emslie, Gid Gardner, and Rooney Sweeney went with Baltimore of the AA. With the Merritts they were earning between \$90 and \$150 per month; Greenwood signed with Brooklyn for \$350 per month, Fennelly got \$280, and the others received from \$175 to \$250 monthly. This would set a pattern for Byrne and the Brooks. After the 1884 season, when the Cleveland NL club went bust, Brooklyn gobbled it up, acquiring such players as Bill Phillips, Germany Smith, George Pinkney, and John Harkins. At the end of the 1887 season, they bought the Metropolitans, gaining Dave Orr (finally desirable), Darby O'Brien, and Al Mays. They would also buy up star players from other clubs: Bob Caruthers and Dave Foutz from the St. Louis Brown Stockings, Hub Collins from Louisville, and Pop Corkhill from Cincinnati, leading to championships in 1889 and 1890.

With the new players on board, Manning, Morgan, Wil-



liams, and McManus were released. After this, the roster remained stable the rest of the season with the exception of a few one game fill-ins. Bill Schenck injured his arm on August 28 and was out the balance of the year. Fennelly moved from second to third, Greenwood from right to second, and Doyle mostly filled in in right field to replace him.

Season Highlights

The season kicked off for Brooklyn on May 1 when they played a game in Wilmington, a game originally scheduled for May 18. The Quicksteps took the game by a score of 9-6. Brooklyn beat them the next day, but that was almost certainly an exhibition game. Their first home game was on May 7, but Washington Park wasn't finished, so they played in Newark, New Jersey, on the grounds of the Domestic Club. They picked up their first league win, beating the Anthracites 5-2. After being rained out the next day, they learned that the grounds in Newark had been leased to Forepaugh's circus, so they had to play Harrisburg at Prospect Park in Brooklyn. That was an open field, so no admission could be charged. Harrisburg not only lost 7-1, but the first charges of hooliganism were leveled against them. Besides constantly haranguing the umpire, they were alleged to use violence or its threat to win. In a game in June, Harrisburg's pitcher John Schappert deliberately hit seven Quickstep batters (the rules didn't provide a penalty then). In another game, it was reported a batter threw his bat at Schappert in retaliation for throwing at him. Later in the season, when an umpire ruled Schappert had illegally thrown overhand, the crowd of 1500 fans threatened him, so he was too intimidated to call it thereafter. (But Brooklyn won that game, 14-7.) Harrisburg was managed by Henry Myers, who had managed the Baltimore AA club the year before. Their number two starting pitcher was Tom Burns, who would star for Brooklyn later in the decade as a right fielder.

After two games were postponed, Washington Park was finally ready on May 12. A crowd estimated at 5000-6000 paid 25 cents each to witness the opening. They were treated to a band concert before the game. At 4 o'clock, Brooklyn won the coin toss and chose to take the field in their blue and gray uniforms. After a bad first inning, they gave the fans their money's worth, winning 13-6. They played an exciting game against the AA Allegheny club on May 18, falling behind 6-0 in the second but rallying to win the game 13-8. The next day it was back to league play, and they suffered their worst loss of the season, a 16-1 humiliation by the Merritts. Although management had made sure the field at Washington Park had good drainage, they had to postpone games on May 22 and 23 when defective sewers on a neighboring street caused flooding and ruined the turf. On May 24, all the excitement was caused by the opening of the Brooklyn Bridge. The ball club played the Quicksteps in what was

most likely an exhibition game; since it was a Thursday, women accompanied by men were admitted free.

On June 21, after being clobbered twice by the league-leading Merritts, Brooklyn finally took one from them, 4-3, tying the game in the ninth inning and scoring the winning run in the eleventh when Terry led off with a double and crossed the plate on Manning's two-out single. They would lose twice more to the Merritts before that club disbanded. In the July 16 game, Egan scored four runs, but they weren't enough to keep the team from losing 7-6 in 11 innings against Harrisburg. On July 25, Brooklyn played its first game with the new players from the Merritts, and defeated the Quicksteps 2-1. The two sets of players combined to produce the runs in the sixth, newcomer Householder doubling in Walker and Geer. They then lost the following two games, but won ten of their next eleven. The July 30 game with the Anthracites was played in Camden, the two teams having seven former Merritt players between them. That drew an estimated 500-600 people. Certainly one of the most exciting games came on August 4 in Harrisburg. With Brooklyn trailing 1-0 with two outs in the bottom of the ninth, Geer reached base on an error, Farrow followed with a single, and Terry ripped a double to plate them both for the win. Then they and the umpire had to run for their lives as the fans hurled stones at them. On August 15, the St. Louis AA club failed to show up for a scheduled exhibition game in Brooklyn so the Brooks played a picked nine and offered their fans a refund or a rain check for another game. In a game on August 21, Frank Fennelly led the team to a 5-2 victory over the Anthracites by hitting two homers; he was the only member of the team to homer more than once for the season. Around this time, it became known that the Anthracites were having financial difficulties, as they said they would shift their home games to Atlantic City. They also scheduled some games in Philadelphia, but also returned to Pottsville. The receipts from the September 5 and 6 games in Pottsville were just enough to pay the guarantee to Brooklyn. They forfeited a game on September 19 when they failed to appear in Reading, the players refusing to go since they hadn't been paid in full since August. The following week against Brooklyn they forfeited two games as well as two in Wilmington.

On August 30, the Brooks with Terry in the box allowed just two Harrisburg baserunners, shutting them out 3-0. According to the league secretary, they led Harrisburg by 1.5 games as of September 23, then gained the two forfeit wins. On the 26th, they had to face the Actives, who besides the Merritts were the only team with a winning record against Brooklyn for the season. But with the pennant nearly at hand, they scored their biggest winning margin of the year, a 13-0 thrashing of the boys for Reading, who failed to get a single hit in a game called after 6.5 innings. Sam Kimber walked only one in the game, which was just

a preview of a 10-inning no-hitter he took part in the following year. The next day, Brooklyn faced off against the Actives again, and the game was a scoreless tie through seven innings. The Actives scored three runs in the top of the eighth, but the game was called for darkness before the inning ended, so they didn't count. Meanwhile, Harrisburg lost to Trenton, 7-3, giving Brooklyn a 1.5 game lead (although Harrisburg had gone 2-1 since the 23rd, the lead then would have been 0.5). Harrisburg would have to beat Brooklyn in the two games in Brooklyn on September 28 and 29 to have a shot at the pennant.

Before an estimated 1200 fans, Harrisburg took the first game 8-5, Schappert pitching against Kimber. The next day, anywhere from 2000 to 4000 people showed up for the final showdown. Terry was in the box for Brooklyn and Burns hurled for Harrisburg. The Brooks scored 7 runs in the first three innings, and Farrow made a sharp play in the bottom of the first. With the bases loaded, he intentionally dropped the third strike on Schappert, touched home and threw to first for a double play. Schappert was fined by captain Myers for running, which created a force situation. Harrisburg fought back to make the score 7-6, but Brooklyn got three in the seventh and one more in the eighth before the game was called due to darkness at the end of the inning. In October Brooklyn played a couple of exhibition games, the second a benefit game for the players, and then the players went their separate ways.

Post Season

The Tri-Partite Agreement provided that teams in the Northwestern League and the American Alliance could reserve their players, preventing teams that were a party to the agreement from signing them to contracts for 1884. It also stated that teams couldn't sign players for 1884 before October 10. But on September 1, the American Association clubs decided to just ignore those provisions. Apparently the National League clubs went along with that, and both started signing players away from the Inter-State clubs. The Inter-State officially protested, but there was nothing the league could do to stop it. Byrne had displayed his usual foresight, however, and had already signed most of the Brooklyn players to 1884 contracts. Corcoran, Householder, Greenwood, Geer, Walker, Farrow, Terry, and Kimber would all appear with Brooklyn in 1884.

On November 23, with the Anthracites busted up, four of the five remaining clubs in the Inter-State Association met in Philadelphia; Brooklyn didn't send a representative. Clubs from Allentown, Altoona, and Lancaster, Pennsylvania were admitted to the league. Brooklyn applied for membership in the American Association and on December 12, they were admitted along with clubs from Indianapolis, Toledo, and Washington. While this was going on, a new eastern minor league called the Un-

ion League was being organized. During the winter, most of the Inter-State clubs switched to this new organization, which changed its name to the Eastern League, and the Inter-State, down to two teams, died a quiet death.

Sources

Newspapers consulted:

Brooklyn Daily Eagle, Union, Daily Union-Argus

New York Clipper, Tribune

Trenton Times, Sunday Advertiser

Wilmington Morning News, Daily Gazette, Daily Republican, Every Evening

Harrisburg Telegraph, Daily Independent, Patriot

Camden Post, Daily Courier

Reading Daily Eagle, Times

The Metropolitan

Louisville Courier-Journal

New Orleans Times-Democrat

Fort Wayne Daily Gazette

Sporting Life

National Police Gazette

Lancaster Daily Intelligencer

Fall River Daily Herald

Burlington Free Press

Buffalo Commercial

Philadelphia Times

Cincinnati Enquirer

Chester Times

Reach's Official American Association Base Ball Guide 1883, 1884

Spalding's Official Base Ball Guide 1883, 1884

Thomas B. Fielders 19th Century Reporter by Larry D. Meneely, self-published, 2019

The Beer and Whiskey League by David Nemec, Lyons & Burford, 1994

Dodger Classics by Robert L. Tiemann, Baseball Histories, Inc., 1983

The Old Stone House (<https://theoldstonehouse.org/history/brooklyn-dodgers/>) accessed 5/3/2023

The Brooklyn Trolley Blogger (<https://thebrooklyntrolleyblogger.blogspot.com/2020/07/the-brooklyn-dodgers-long-lost-step.html>) accessed 5/3/2023

Ottawa Lynx team ownership history

by Steve Rennie

This article was published in the Team Ownership History Project

The story of the Ottawa Lynx baseball team begins in the late 1980s, when Ottawa Mayor Jim Durrell announced his plan to bring Triple-A baseball back to the city after a 34-year absence. He found a valuable ally in local entrepreneur Howard Darwin, who had previously been involved in bringing major junior hockey to Ottawa. Darwin recognized the city's potential as a sports hub and saw the enthusiastic support for baseball in Ottawa.¹ The proposal generated excitement and caught the attention of Minor League Baseball executives, including Harold Cooper, the president of the International League.

Cooper expressed his support for Ottawa at a luncheon during the 1988 winter meetings in Atlanta, where Ottawa's Triple-A bid was being promoted. However, he emphasized the need for a stadium, declaring, "They have to build one."² By all accounts, the trip to Atlanta was a success, with at least two Triple-A club owners showing serious interest in relocating their franchises to Ottawa.³ Darwin's favorable impression on the owner of the Montreal Expos, Charles Bronfman, during a late-night encounter in the Montreal billionaire's Atlanta suite, further bolstered Ottawa's chances. Claude Brochu, the Expos' president and CEO, and longtime club executive Jim Fanning, who were also present that evening, set the stage for Darwin. "Brochu and Fanning had already talked to Bronfman, suggesting it was a good idea to get Ottawa onside," Darwin told the *Ottawa Citizen*. "The Expos were losing a lot of fans in the market to the (Toronto Blue Jays)."⁴

Back in Ottawa, discussions continued with Brochu regarding the possibility of Ottawa becoming the new home for the Expos' Triple-A affiliate. This opportunity arose as their agreement with the Indianapolis Indians was set to expire.⁵ Baseball Canada also expressed interest in having a 10,000-seat stadium in Ottawa as the national training center for Canada's baseball teams.⁶

While excitement grew around Ottawa's pursuit of a Triple-A baseball team, the focus shifted to finding a suitable venue. The city identified two sites owned by the National Capital Commission (NCC), the government agency responsible for federal parks and public spaces in the Ottawa area, but both had drawbacks.⁷ The Rideau River

Park site, previously used as a city dump, would require expensive remediation efforts; and the other site, in the eastern part of the city, lacked accessibility and nearby amenities.

Despite these challenges, Darwin believed that LeBreton Flats, a riverfront site just west of Parliament Hill, was the ideal location for a new ballpark.⁸ The NCC initially resisted the idea, citing concerns about its impact on existing development plans.⁹ Darwin's persistence, along with increasing public support and pressure from Mayor Durrell, eventually led to a reconsideration of LeBreton Flats.¹⁰

In March 1989, Darwin attempted to purchase the Oklahoma City 89ers, the Triple-A affiliate of the Texas Rangers, for \$5 million Canadian (approximately \$4 million USD), with the intention of relocating the team to Ottawa for the 1991 season.¹¹ However, the offer was turned down, prompting Darwin to continue his search for another team to buy.¹² "My approach is still to get the first team that comes available," Darwin said during a July 1989 visit to Columbus, Ohio, where he met with executives from Triple-A clubs.¹³ He remained hopeful that Ottawa could become the farm club for an expansion team.¹⁴ Bob Rich, the owner of the Triple-A Buffalo Bisons and leader of Buffalo's bid for a major-league expansion team, suggested the possibility of Ottawa as a potential location for a farm club.¹⁵

The stadium issue persisted and caused setbacks in Darwin's efforts. The city's stadium feasibility study faced delays, and when it was finally released, city staff recommended the Rideau River Park as the top choice, with a new location, known as

Bayview Yards, as a possible alternative.¹⁶ However, the city council voted against the stadium, leaving Darwin feeling that the deal he had secured to purchase a team had been sabotaged.¹⁷ Disheartened, he threw in the towel. "It's done and I'm done – that's all there is to it," he said. "Now I just want to get on with life and forget it ever happened. Naturally, it was all a big waste of time."¹⁸

With Darwin no longer in the picture, others took up the mantle. Mayors of neighboring municipalities showed keen interest in the idea of bringing professional baseball back to the Ottawa area. Some politicians approached Darwin to see if they could rekindle his interest in a Triple-A franchise, but he chose to stay on the sidelines, bruised by his previous experiences and hesitant to dive back into the world of baseball.¹⁹

In the spring of 1990, a now-easily recognizable landmark for Ottawa baseball fans emerged as a highly prom-



ising candidate for hosting a Triple-A franchise. The 18-acre property on Coventry Road, situated in the east-end next to the major Highway 417, was a regional snow dump owned by the federal government. A stadium deal began to look increasingly likely, with the city entering into talks with the federal government to buy the land.²⁰ Even Darwin was starting to get back in the fold, his interest piqued by the progress being made in the negotiations. He said he would rejoin the effort to bring a Triple-A team to Ottawa if the city came to him with a stadium deal.²¹

Darwin invited Randy Mobley, the commissioner of the Triple-A Alliance, to come to Ottawa on the eve of a crucial city council stadium vote to help bolster support for the cause.²² After the city council backed plans for a stadium at the site, Darwin took Mobley to a celebratory lunch and a tour of the Coventry Road location.²³

Darwin had previously pursued buying and relocating a team to Ottawa, but now shifted gears to focus on securing an expansion franchise. In an interview with the *Ottawa Citizen*, he stated his lack of interest in acquiring the Denver Zephyrs, the Triple-A affiliate of the Milwaukee Brewers.²⁴ Instead, he spent the summer meticulously preparing Ottawa's 70-plus-page official application for an expansion Triple-A franchise.

Corporate sponsors began to materialize, including Labatt's Breweries of Canada Ltd., which expressed an interest in getting involved with the prospective franchise in Canada's capital.²⁵ Momentum was building toward Ottawa's Triple-A bid. Demonstrating his enthusiasm, Darwin submitted his bid ahead of the 23 other competing groups.²⁶ He was surprised to find out that 19 other cities and groups – including him – had applied, each including a nonrefundable \$5,000 (US) application fee. "I'm surprised. No, I'm shocked there's that many," Darwin said. "I figured there'd be no more than half that many."²⁷

Darwin would have to wait until that November to find out if Ottawa's bid made the shortlist of expansion candidates.

It was a gamble that had consumed Darwin for nearly two years, draining his bank account of more than \$100,000 (C) and testing his resolve as a sports entrepreneur. He had staked his reputation and fortune on bringing Triple-A baseball to Ottawa. But as he arrived at the Ramada Inn in the Chicago suburb of Rosemont, Illinois, he knew that his dream hinged on the next three days. There, in the hotel's corridors and boardrooms, he would face the final and toughest challenge of his bid: convincing Triple-A executives that Ottawa deserved a franchise.²⁸

Darwin, Durrell, and the rest of the Ottawa contingent gave their all in Rosemont. Their impassioned pitch, lasting an hour, made a lasting impression on the Triple-A

expansion committee. Larry Schmittou, the committee chair, expressed his admiration for the Ottawa bid. "The Ottawa bid was very impressive," he said. "I think if it relied upon the mayor to build a stadium, he'd be out there tomorrow with a shovel."²⁹

Back in Ottawa, Darwin wasted no time and embarked on a campaign to secure \$5 million (C) from private sources by April 1.³⁰ This would coincide with the visit of Triple-A executives to potential expansion cities. He also sought to sell up to 7,500 pledges priced at \$25 (C) each, which offered the chance to secure season tickets for Ottawa's anticipated Triple-A club.³¹ The response was immediate, with more than 2,000 pledges sold in the first three days, and all 20 private suites were quickly leased for a period of five years.³²

The Triple-A expansion committee slowly reduced the number of teams in contention for a franchise. By early April, nine cities remained on the short list: Ottawa; Annapolis, Maryland; South Bend, Indiana; Memphis, Tennessee; Jacksonville, Florida; Quad Cities, Illinois/Iowa; Birmingham, Alabama; Charlotte, North Carolina; and Tulsa, Oklahoma.³³

Ottawa's bid encountered a potential setback when city staff cautioned that widening roads and upgrading sewers for the stadium could potentially incur an additional cost of \$3 million (C).³⁴ This revelation led to significant concerns among city politicians, with some expressing strong opposition to the increased financial burden.³⁵

In a surprising turn of events, Darwin, who had recently dismissed the idea of pursuing the Toronto Blue Jays' Triple-A affiliate, the Syracuse Chiefs, suddenly changed his position.³⁶ He began contemplating the possibility of making a bid for the Omaha Royals of the American Association, deviating from his initial commitment to securing an expansion franchise. Mobley, the Triple-A Alliance commissioner, gave his blessing for Darwin to kick the tires on Omaha while simultaneously continuing to pursue Ottawa's expansion bid.³⁷

The stage was set for Triple-A's expansion committee to visit Ottawa on May 31, 1991.³⁸ Schmittou, the chair of the committee, along with other Triple-A officials, arrived in the capital city with a clear message: Ottawa had to demonstrate its ability to finance the \$21.6 (C) million stadium.³⁹

Eastern Beverages, a division of Pepsi-Cola Canada Ltd., extended a financial boost to Ottawa by becoming the official soft-drink sponsor for the stadium, contributing a substantial sponsorship amount of \$800,000 (C).⁴⁰

The Triple-A expansion committee named Ottawa as one of its final five expansion candidates, along with Bowie, Maryland (formerly Annapolis), Birmingham, Charlotte, (Continued on page 8)

and Tulsa.⁴¹ Darwin worked to secure his financing. The city reached an agreement to sell a portion of the 20-acre Coventry Road site to the private sector, generating approximately \$4 million (C) in revenue. Additionally, the sale of luxury boxes and in-park advertising brought in over \$5 million (C). Meanwhile, Darwin had already pledged to repay \$4 million (C) over a 15-year period. It was anticipated that scoreboard advertising and stadium naming rights would contribute an additional \$2 million (C).

The Ontario government's \$4 million (C) share stood as the last piece needed to initiate construction on a new stadium.⁴² The clock was ticking. Triple A gave Ottawa until August 15 to confirm the stadium construction. However, a week before the deadline, the province surprised Ottawa by announcing that its \$4 million (C) share would be a loan rather than a grant. This meant that the city would be responsible for repaying the money, which threatened to derail the bid.⁴³ The Ontario government decided to cut its original contribution in half, putting city staff in a scramble to revise the stadium plan just hours before Triple A's deadline.⁴⁴ Ottawa managed to meet the deadline by submitting a written commitment to build an \$18 million (C) ballpark. However, the scaled-down stadium plans left Triple-A executives disappointed.⁴⁵ Ottawa's bid no longer seemed assured.

In a final attempt to keep its bid alive, Ottawa sent a delegation to the Marriott Rancho Las Palmas Resort in Rancho Mirage, California, where Triple-A executives were gathered for their fall meetings.⁴⁶ Darwin and others from Ottawa's contingent socialized with members of the expansion committee during a reception put on by the Triple-A Calgary Cannons, the hosts of the fall meetings. The only other bidders present at the event were from Birmingham.⁴⁷

Despite all the setbacks and financial challenges over the previous three years, Darwin's relentless pursuit of a Triple-A franchise finally paid off. On September 28, 1991, the expansion committee granted franchises to Ottawa and Charlotte for the 1993 season.⁴⁸ An emotional Darwin reflected on the accomplishment. "It was emotion more than excitement," he told the *Ottawa Citizen*. "I said all along if somebody could convince me Triple-A baseball was bad for Ottawa, I'd step aside and call it quits. No one did."⁴⁹

Having secured his Triple-A franchise, which would eventually play in the International League, Darwin now turned his attention to building his fledgling, yet-unnamed team. The expenses associated with running the ballclub were becoming apparent, and they were considerable. As per the regulations, Major League Baseball required all minor-league clubs to contribute 5 percent of their gate revenues, with a minimum contribution of \$1.5 million (US) in 1991. This amount would increase to

\$1.75 million (US) in 1993, when Ottawa was to begin play, and further rise to \$2 million (C) in 1994. Darwin would also be responsible for covering the expenses of a 30-person traveling party.⁵⁰

One of Darwin's first orders of business was naming the new ballclub. He chose the name Ottawa Lynx from a pool of 35,000 fan suggestions.⁵¹ Next, Darwin hired 34-year-old Tom Maloney – fresh from being named *The Sporting News*' 1991 Minor-League Executive of the Year – as his general manager.⁵² Darwin was drawn to Maloney's previous expertise in securing broadcasting deals during his time with the Denver Zephyrs. Maloney wasted no time in trying to put together a radio and television package for the Lynx. "Radio is essential to any ball club," he told the *Ottawa Citizen*. "We have to maximize all revenue streams and radio and television are certainly two big areas. They are also two great marketing tools."⁵³

Maloney's hire doubled the size of Ottawa's front office – the only other employee at the time was Darwin's daughter, Nancy, who served as the club's interim director of operations.⁵⁴

The ballclub wrote to the 6,000 fans who paid \$25 (C) apiece to have priority access to season tickets for the Lynx's first season.⁵⁵ Season tickets to the 71 home games were priced between \$298.20 and \$596.40 (C), while single-game tickets were available from \$4 to \$8 (C).⁵⁶ The club opted to reserve 2,500 seats in the 10,000-seat ballpark to sell in groups or packages.

Construction started in June 1992, leaving a mere nine months until Opening Day.⁵⁷ Even before the first shovel was in the ground, the club had sold nearly 4,000 season tickets. Maloney had his sights set on selling 7,500.

In September 1992 the Lynx made another significant off-field move by becoming the Triple-A affiliate of the Montreal Expos.⁵⁸ Maloney secured a deal with local television station CHRO to broadcast 30 games throughout the Lynx' first season. Selling radio rights to Lynx games, however, proved more challenging.⁵⁹ The club eventually sold its French-language radio rights to CKCH-AM, which already broadcast Expos games.⁶⁰

For their stadium dining experience, the club drew inspiration from the Blue Jays, who operated the Hard Rock Café and Windows restaurants at the SkyDome. These establishments welcomed patrons to dine by paying a small cover charge, without the need to purchase a game ticket. Emulating this successful model, the Lynx opened Tufts restaurant to the public. With a captivating view of the field, diners could enjoy food and drinks by paying a cover charge during ballgames.⁶¹

The Lynx experienced a vibrant atmosphere in their inaugural home game, on April 17, 1993, as they welcomed the Charlotte Knights, another expansion team, to what was then called the Multi-Purpose Recreational Facility.⁶² The

ballpark was packed with 10,332 enthusiastic fans, who watched Charlotte defeat the Lynx, 4-3. Throughout that season, the Lynx maintained a commendable average attendance of 9,772, and concluded the season with a respectable record of 73-69.

However, the following years witnessed a decline in the team's popularity. In 1994 the average attendance dropped to 8,929, and this downward trend persisted in 1995 – the year that Ottawa won its first and only league championship – when the team attracted an average of 6,888 per game.⁶³

A few theories seek to explain the decline in attendance. Ottawa has traditionally been more of a hockey town than a baseball one. When the NHL Senators played in April and May, many fans opted to attend the hockey games instead of supporting the Lynx. This was especially true at the beginning of the Triple-A season in Ottawa, where the weather could be harsh and downright frigid. The *Ottawa Citizen* offered another two possible reasons for the decline. "Fans didn't seem to understand that the Lynx were a feeder team, and that the parent club, the Montreal Expos, would always be stealing their best players. The homestands were too long, too."⁶⁴ Some people argued that the Expos' limited spending resulted in lower-quality players in their farm club.⁶⁵

By 1999 the Lynx's average attendance plummeted to a mere 2,789 fans per game, leading Darwin to look for potential buyers for the team. The diminishing attendance figures directly correlated with the team's on-field performance. Following their Governor's Cup victory in 1995, the Lynx never finished higher than fourth place from 1996 to 2000.

Later it was claimed that the club had been neglecting its sponsors, especially when attendance dropped and their investment didn't bring in as much exposure.⁶⁶ This left some members of the city's business community feeling unappreciated, causing them to question whether they should keep supporting the club.

The Pecor Era (2000-2006)

In the spring of 2000, Ray Pecor, a prosperous Vermont businessman, emerged as a promising candidate to purchase the team. Darwin said that Pecor, who built his fortune as the owner of a successful ferry company, first approached him in August 1999 to explore a potential sale. He claimed that Pecor, who also owned the Montreal Expos' Class A affiliate in Vermont, was "one of the nine people who have shown interest" in purchasing the Lynx. Darwin set the asking price for the ballclub at \$10

million (C), according to the *Ottawa Citizen*.⁶⁷

Pecor soon emerged as the front-runner to buy the team. Two major obstacles stood in the way of a sale. The first, which was relatively easy to overcome, involved getting the approval of the International League, minor-league baseball owners and the baseball commissioner's office. The second and more challenging one was to work out new financial arrangements with the city. Darwin said he had paid the city a half-million dollars in 1999 to use the ballpark – now called JetForm Park – and he and Pecor wanted to lower that to a base rent plus a share of the attendance revenue.⁶⁸

The city council agreed to review the lease terms, and Darwin and Pecor reached a tentative deal. They agreed that Darwin would retain a 25 percent stake in the Lynx, while Pecor would acquire the rest. Pecor also pledged to keep the team in the city for at least five years, and to cover the outstanding \$2.8 million (C) debt on the ballpark if


he relocated the team before the lease expired in 2009. The city agreed to lower the rent to \$108,000 (C) a season, along with taking a cut of the club's ticket sales.⁶⁹

Pecor's purchase of the team was approved by the International League during a half-hour conference call on the morning of May 26, 2000. "I'm proud to have brought baseball to Ottawa, but it's time to move and get new blood," Darwin told the *Ottawa Citizen*. "I'm very pleased that the club is staying in Ottawa and I want it to be successful."⁷⁰

On June 19, 2000, Pecor acquired majority ownership of the Lynx for approximately \$7 million (US). This investment also granted Pecor the rights to operate

and manage JetForm Park through a renegotiated lease agreement with the city. As part of the agreement, Darwin would maintain his 25 percent stake in the team until January 1, 2001. At the start of the new year, Darwin sold his remaining shares to Pecor for an undisclosed amount. The new owner wasted no time beefing up the team's marketing staff, adding two new salespeople, and setting his sights on Ottawa's business community as well as potential fans across the Ottawa River in the neighboring province of Quebec.⁷¹ Pecor also swiftly reduced parking fees from \$5.50 to \$2 (C).⁷²

He and new general manager Kyle Bostwick also sought to put some distance between the new regime and the old one. They retired the team's popular mascot, Lenny the Lynx, changed the club's uniforms, and adopted an aggressive new logo.⁷³ "This season we will have an opportunity to put our stamp on the club," Pecor told the *Ottawa Citizen* in November 2000.⁷⁴ Changing the



team's moniker wasn't on the table. "We didn't want to change the name because people like the name and it was chosen by the people of Ottawa," Bostwick told the *Citizen*. "But we wanted to get rid of any association with any bad experiences people might have had in the past. We want to start fresh."⁷⁵

The new owner was not immediately embraced by Ottawa's business community. Bostwick lamented to the *Citizen* that his four-person sales team often couldn't get their phone calls returned. "We have to convince them we're not the same team," he said.⁷⁶

The Lynx finished Pecor's first full season as the owner with a 68-76 record, their sixth consecutive losing campaign. They also averaged the lowest attendance in the 14-team league, with 2,944 fans per game. Every other team drew at least 4,000 on average. Bostwick confirmed to the *Citizen* that the club lost money, but he did not disclose the amount. Some of those losses resulted from one-time spending to upgrade the ballpark's luxury boxes and buying new food-preparation equipment after the team took over concession sales. Bostwick also said the club increased its marketing budget to record levels.⁷⁷ Pecor later claimed he was losing \$1 million (C) a year on the team.⁷⁸

At the beginning of the 2002 season, Pecor issued a statement warning that relocation might be necessary if the team couldn't attract a minimum of 4,000 fans per game. Mobley, the president of the International League, expressed his disappointment regarding the Lynx's attendance. While Mobley acknowledged the efforts of Bostwick and his staff, he emphasized the need for improved attendance. "We need to start seeing some results, beginning with this month and on through the summer," he said. "If that doesn't happen, I'm sure Pecor and I will be sitting down to see where things are."⁷⁹ A few months later, Pecor offered a glimpse of the club's financial situation. "It's not going to be \$300,000 or \$400,000 (C)," he said of the team's projected losses. "It's going to be substantial."⁸⁰

In August, Mobley traveled to Ottawa to meet with Pecor and Bostwick at the ballpark, with the team's attendance as the main focus of the agenda.⁸¹ Mobley didn't mince words about the possibility of the team leaving Ottawa if the crowds didn't improve. "We've got a situation here where (Pecor) is losing millions of dollars," he said. "That's not a good situation for a man or for a league. There needs to be a reason to stay here, and right now that's not being demonstrated."⁸²

With the specter of relocation hanging over the Lynx, the team severed its 10-year relationship with the Expos in September 2002 and signed a two-year agreement with the Baltimore Orioles.⁸³ That prompted speculation the Lynx would move after the 2003 season.⁸⁴ Mobley openly mused about relocation. "We're looking at better op-

tions," he said in June 2003. "I don't think we've seen anything different (from last year). We have to be realistic. I guess, if something miraculous happened, it could change, but I would say the clock is probably ticking. We're looking through different scenarios right now."⁸⁵

Running the team was costing Pecor around \$3 million (C) annually, and he estimated he was losing between \$700,000 and \$1 million (C) a year.⁸⁶ In order to make a profit, the Lynx needed to attract approximately 4,500 fans per game. Even though he was losing money, Pecor raised the team's marketing budget to \$300,000 (C) for the 2004 season, aiming to draw an average of 5,000 fans per game.⁸⁷

However, average attendance continued to hover around the 2,100 mark, nearly identical to the team's levels at the tail end of Darwin's ownership.⁸⁸ Pecor approached the city about changing the terms of the stadium lease to allow for other events.⁸⁹ He ruled out hosting concerts due to concerns about potential noise complaints, but suggested that a temporary dome in the winter could allow for events during the offseason. City officials speculated that Pecor had intentions of selling the Triple-A team and seeking an independent replacement for the stadium.⁹⁰ That left questions around what would happen if it lost its main tenant. The land surrounding the stadium was appraised at approximately \$5.6 million (C) by the city, while the estimated cost to replace the stadium was set at \$20 million (C).⁹¹

Meanwhile, rumors began circulating that the Orioles were considering purchasing the team and moving it to Harrisburg, Pennsylvania.⁹² The city had caught Pecor's attention as a possible future home for the Lynx. Nevertheless, it seemed likely that the Lynx would return to Ottawa for the 2005 season.

However, during the summer of 2005, reports started surfacing indicating that US sports entrepreneurs Joseph Finley and Craig Stein, who between them owned three other minor-league ballclubs, had intentions to acquire the Lynx.⁹³ Their plan was to move the team to Allentown, Pennsylvania, with the relocation scheduled for the 2008 season.⁹⁴

The credibility of these reports seemed to gain weight when, in early July, the Pennsylvania legislature voted in favor of financing the debt for a new stadium in Allentown, projected to cost approximately \$34.3 million (US), through an increase to the state's hotel tax.⁹⁵ Pecor maintained that he wanted to keep the team in Ottawa, but he made it clear that relocation remained a possibility if attendance didn't improve.⁹⁶

In December, Finley and Stein took a significant step by putting down a \$750,000 (US) nonrefundable deposit

(Continued on page 11)

through their company, Gracie Baseball, to secure a Triple-A ballclub.⁹⁷ They also agreed contribute \$1.35 million (US) to a capital fund designated for significant repairs and miscellaneous expenses, to be paid over a span of 29 years. The state, which had already agreed to contribute \$12 million (US) toward the \$34 million (US) stadium, upped its share by an additional \$5 million (US), bringing its commitment to the project to \$17 million (US).⁹⁸ All signs seemed to be pointing to the Lynx moving south of the border.

Joseph Finley and Craig Stein (2006-2008)

In June 2006, news outlets in Pennsylvania reported that Stein and Finley had acquired the Lynx as part of a complex farm-club exchange between the Philadelphia Phillies and Baltimore Orioles.⁹⁹ The news coincided with city officials in Allentown giving their approval for the construction of a \$34 million (US) ballpark, which was scheduled to be completed in time for the 2008 season.¹⁰⁰ Both the Lynx and the International League denied the reports of a sale.¹⁰¹

Throughout the 2006 season, the Lynx consistently struggled with the lowest attendance in the league.¹⁰² Uncertainty loomed over the team's future as Pecor stated that the Lynx would continue playing in Ottawa for the 2007 season, but he offered no guarantees beyond that. Tensions heightened after a meeting between Pecor and Ottawa Mayor Bob Chiarelli on August 24, 2006, to discuss the parking situation at the stadium.¹⁰³ Pecor vehemently denied reports suggesting that he had informed the city about the Lynx's impending departure.

He sold the team four days later.¹⁰⁴

Under the terms of the deal, Finley and Stein would become majority owners of the team, with Pecor retaining an undisclosed minority stake.¹⁰⁵ Although the move to Pennsylvania wasn't made official until nearly a year later, the ballclub would remain in Ottawa for the 2007 season before moving to the newly built 7,000-seat stadium in Allentown in 2008 to become the Lehigh Valley IronPigs. The team also signed a two-year deal to become the Phillies' farm club after the Orioles ended their affiliation with the Lynx in favor of the Norfolk Tides.¹⁰⁶

The City of Ottawa and Pecor wasted no time engaging in legal and financial wrangling shortly after news of the sale broke. Chiarelli contended that Pecor still owed the city nearly \$3 million (C) in assumed debt from the club's purchase from Darwin.¹⁰⁷ Pecor shot back, suing the city for \$10.7 million (C), arguing that between 1998 and 2000, hundreds of parking spaces were sold and not replaced, leading to insufficient parking at the stadium and contributing to the team's poor attendance.¹⁰⁸ Pecor also asserted that he shouldn't have to pay a \$200,000 (C) penalty for leaving Ottawa before his lease expired in

2009. The city counter-sued for \$2.7 million (C).¹⁰⁹ Pecor later offered to drop the lawsuit if the city agreed to waive its claim.¹¹⁰

The 2007 season ended without any official notice to the city about the Lynx's plan to move to Allentown. This created a predicament for the Can-Am league (Canadian American Association of Professional Baseball), which had expressed an interest in fielding a team at the stadium once the Lynx relocated to Pennsylvania.¹¹¹ But the league needed to know if the stadium would be available for the 2008 season so it could announce its schedule at the end of October 2007. Can-Am Commissioner Miles Wolff met with city officials and Lynx GM Bostwick to discuss the league's proposal for a new team in Ottawa.¹¹² The Lynx offered stadium assets worth nearly \$1 million (C) to the city if it dropped the lawsuit. Otherwise, the team planned to sell off the assets themselves. Neither side budged. The city set a deadline for the Lynx to provide written notice of their departure by October 5, or else it would be assumed that the team intended to play in Ottawa for the 2008 season. That deadline came and went without a response from the Lynx.¹¹³

The city agreed to let the Can-Am league take over the Lynx's remaining two lease seasons, allowing the team to move to Allentown and rebrand as the IronPigs.¹¹⁴ While this arrangement removed any penalties for Pecor's early departure of the Lynx before the lease ended, the city still expected him to repay the outstanding \$3 million (C) debt.

Ottawa's Can-Am franchise, the Rapidz, had a short-lived existence, playing only one season. They finished last in the standings and accumulated a debt of \$1.4 million (C) owed to about 150 creditors.¹¹⁵ The club claimed that the city wanted to increase its yearly rent tenfold, from \$108,000 to \$1.1 million (C), once the Lynx's original lease expired at the end of the 2009 season. Wolff was hopeful that Can-Am baseball could come back to Ottawa in 2009. He noted that the Rapidz generated approximately \$1.5 million (C) in revenue during their sole season.¹¹⁶

The city and Pecor settled their lawsuit in 2011, with the former Lynx owner agreeing to pay \$1.95 million (C).¹¹⁷ However, the legal dispute stemming from the Lynx situation continued with another team. The owners of the Rapidz filed a \$3 million (C) lawsuit against both the city and the Can-Am League. The Rapidz took their case all the way to the Supreme Court of Canada, which upheld the lower court's decision to dismiss the lawsuit.¹¹⁸

The departure of the Lynx marked the end of an era for baseball in Ottawa. However, the city's love for the sport endured. Following the void left by the Lynx, Ottawa welcomed a succession of new teams, including the latest addition of a Frontier League team, the Titans, represent-

ing the fourth franchise to call the capital home since the Lynx's departure. Meanwhile, under the ownership of Finley and Stein, the Lehigh Valley IronPigs continue to flourish, ensuring that Ottawa's baseball legacy remains alive and well.

Ottawa's commitment to the game goes beyond memories of the Lynx. The city's collective passion and unwavering support fuel the sport's growth. Whether reminiscing about the historic era or celebrating the current achievements of the Frontier League team, Ottawa's love for baseball continues to resonate throughout the community. This commitment ensures that the sights and sounds of baseball will continue to be enjoyed by fans throughout the city for years to come, creating lasting memories and uniting them in their shared passion for the game.

Notes

- 1 Don Campbell, "Darwin's Field of Dreams," *Ottawa Citizen*, July 5, 1990.
- 2 Don Campbell, "Triple A Pitch Strikes the Right Note," *Ottawa Citizen*, December 5, 1988.
- 3 Don Campbell, "Two Baseball Clubs Eye Ottawa as Triple-A Site," *Ottawa Citizen*, December 6, 1988.
- 4 Wayne Scanlan, "Darwin's Dream Becoming a Reality," *Ottawa Citizen*, September 23, 1992.
- 5 "Two Baseball Clubs Eye Ottawa as Triple-A Site."
- 6 Don Campbell, "Interest in Proposed Baseball Stadium as National Training Base," *Ottawa Citizen*, January 19, 1989.
- 7 Jack Aubry, "Ottawa Urged to Look at 2 Sites for Ball Stadium," *Ottawa Citizen*, January 21, 1989.
- 8 Lynn McAuley, "Will Ottawa strike out?" *Ottawa Citizen*, February 7, 1989.
- 9 Jack Aubry, "Flats Stadium 'Nonsense,' Says Planner," *Ottawa Citizen*, February 13, 1989.
- 10 Doug Yonson and Jack Aubry, "Pigott Might Reconsider Lebreton Ballpark Stand," *Ottawa Citizen*, March 1, 1989.
- 11 Don Campbell, "Darwin Offers \$5M for Triple-A Club," *Ottawa Citizen*, March 8, 1989.
- 12 Don Campbell, "Triple-A Bid Rejected, Darwin Still Looking," *Ottawa Citizen*, April 10, 1989.
- 13 Don Campbell, "Ottawa Club Hunters Stalk Triple-A Team," *Ottawa Citizen*, July 11, 1989.
- 14 Don Campbell, "Head-Start Expansion Plan Buys Ottawa Hopes," *Ottawa Citizen*, July 12, 1989.
- 15 Don Campbell, "Ottawa Appeals to Buffalo Rich," *Ottawa Citizen*, July 14, 1989.
- 16 Jack Aubry and Ron Eade, "Ottawa Staff Pitches Bayview Area as Site for Baseball Stadium," *Ottawa Citizen*, November 23, 1989.
- 17 Ron Eade and Don Campbell, "Struck Out: Council Rejects Ballpark Study," *Ottawa Citizen*, December 7, 1989.
- 18 Don Campbell, "Darwin: 'I'm done,'" *Ottawa Citizen*, December 21, 1989.
- 19 Carrie Buchanan, "Nepean Eyes Triple-A Ball," *Ottawa Citizen*, December 23, 1989.
- 20 Ron Eade, "East-End Site Being Eyed for Ballpark?" *Ottawa Citizen*, March 15, 1990.
- 21 Ron Eade, "Snow Dump Top Ball Site," *Ottawa Citizen*, April 7, 1990.
- 22 Jack Aubry, "Stadium Approval Appears Assured," *Ottawa Citizen*, June 28, 1990; Don Campbell, "Triple-A Official Checks Out Site," *Ottawa Citizen*, June 27, 1990.
- 23 Don Campbell, "Howard Darwin Happy with His Triple-A Field of Dreams," *Ottawa Citizen*, June 28, 1990.
- 24 "Howard Darwin Happy with His Triple-A Field of Dreams."
- 25 Doug Kelly, "Labatt's May Back Triple-A Team," *Ottawa Citizen*, July 24, 1990.
- 26 Don Campbell, "Ottawa's Triple-A Bid Outpaces Opposition," *Ottawa Citizen*, September 13, 1990.
- 27 Don Campbell, "19 Bids for Triple-A Franchises Shock Darwin," *Ottawa Citizen*, September 18, 1990.
- 28 Don Campbell, "Darwin Strides to the Plate," *Ottawa Citizen*, November 13, 1990.
- 29 Don Campbell, "Lack of Stadium Main Drawback in Triple-A Pitch," *Ottawa Citizen*, November 16, 1990.
- 30 Wayne Scanlan, "Darwin's Still in There Swinging," *Ottawa Citizen*, February 3, 1991.
- 31 "Darwin's Still in There Swinging"; Ron Eade, "Darwin Will Sell Triple-A Coupons," *Ottawa Citizen*, January 29, 1991.
- 32 Don Campbell, "Triple-A Pledges Pour In," *Ottawa Citizen*, February 12, 1991; Tom Spears, "Suites for Proposed Stadium Are Leased," *Ottawa Citizen*, March 17, 1991.
- 33 Don Campbell, "Ottawa Bid for Triple-A Survives Cut," *Ottawa Citizen*, April 2, 1991.
- 34 Ron Eade, "Triple-A Stadium Costs May Rise," *Ottawa Citizen*, April 9, 1991.
- 35 Ron Eade, "Public Costs for Stadium Anger Aldermen," *Ottawa Citizen*, April 10, 1991.

- 36 Don Campbell, "Darwin Committed to Expansion," *Ottawa Citizen*, April 12, 1991.
- 37 Don Campbell, "Darwin Taking 2nd Look at Buying Omaha Royals," *Ottawa Citizen*, April 19.
- 38 Don Campbell, "Triple-A Officials to Visit Ottawa," *Ottawa Citizen*, April 30, 1991.
- 39 Martin Cleary and Ron Eade, "Triple-A Bid Needs Bucks," *Ottawa Citizen*, June 1, 1991.
- 40 "Triple-A Bid Needs Bucks."
- 41 Don Campbell, "Ottawa Bid One of Final 5 for Triple-A," *Ottawa Citizen*, June 25, 1991.
- 42 Tom Casey, "Darwin Confident Ottawa Bid Will Result in Triple-A Franchise," *Ottawa Citizen*, July 16, 1991.
- 43 Ron Eade, "Baseball Franchise in Jeopardy," *Ottawa Citizen*, August 9, 1991.
- 44 Ron Eade, "Ottawa Likely to Scale Down Ballpark Plans," *Ottawa Citizen*, August 15, 1991.
- 45 Wayne Scanlan, "Committee to Reassess Ottawa Bid," *Ottawa Citizen*, August 16, 1991.
- 46 Don Campbell, "Ottawa Still Alive for Triple A Franchise," *Ottawa Citizen*, September 20, 1991.
- 47 Don Campbell, "Ottawa Bid Seems Assured," *Ottawa Citizen*, September 28, 1991.
- 48 Don Campbell, "Victory at Last for Darwin," *Ottawa Citizen*, September 29, 1991.
- 49 Don Campbell, "Baseball Is Back," *Ottawa Citizen*, September 29, 1991.
- 50 Don Campbell. "What to Look for in a Triple-A Baseball Team," *Ottawa Citizen*, October 1, 1991.
- 51 Don Campbell, "The Ottawa Lynx: The Animal Behind the Name," *Ottawa Citizen*, March 17, 1992.
- 52 Don Campbell, "Track Record Led Darwin to Hunt Maloney for Lynx," *Ottawa Citizen*, April 2, 1992.
- 53 Don Campbell, "Local Radio Broadcasts High on GM's Agenda," *Ottawa Citizen*, April 3, 1992.
- 54 Don Campbell, "Maloney Will 'Sell' the Lynx," *Ottawa Citizen*, March 31, 1992.
- 55 Ken Warren, "Lynx Set to Start Selling to Fans," *Ottawa Citizen*, May 24, 1992.
- 56 Michael Prentice, "Lynx Tickets Hot Commodity," *Ottawa Citizen*, June 5, 1992.
- 57 Michael Prentice, "Work Starts on Triple-A Stadium," *Ottawa Citizen*, June 19, 1992.
- 58 Ken Warren, "Linking Up with Expos for Triple-A," *Ottawa Citizen*, September 22, 1992.
- 59 Ken Warren, "Lynx Close to TV Package," *Ottawa Citizen*, January 7, 1993.
- 60 "Radio Seal," *Ottawa Citizen*, January 27, 1993.
- 61 Michael Prentice, "Dining Is in style at Lynx Games," *Ottawa Citizen*, March 15, 1993.
- 62 Jay Stone, "Baseball Opener High Culture," *Ottawa Citizen*, April 19, 1993.
- 63 Roger Collier, "A Farewell to the Lynx," *Ottawa Citizen*, September 2, 2007.
- 64 "A Farewell to the Lynx."
- 65 Bruce Deachman, "End of a Lost Season," *Ottawa Citizen*, September 5, 2000.
- 66 Wayne Scanlan, "New Owner Finds Promoting Lynx a Tough Sales Pitch," *Ottawa Citizen*, January 11, 2001.
- 67 Bruce Deachman, "Lynx Find Tentative Buyer," *Ottawa Citizen*, April 12, 2000.
- 68 Tom Casey, "Two Hurdles to Lynx Sale," *Ottawa Citizen*, April 26, 2000.
- 69 Tom Casey, "Darwin a Step Closer to Selling Lynx," *Ottawa Citizen*, May 12, 2000; Casey, "Council OK's New Lease for Lynx," *Ottawa Citizen*, May 18, 2000.
- 70 Tom Casey, "Red Wings Pick on Powell for Eight Runs Against Lynx," *Ottawa Citizen*, May 24, 2000; Casey, "IL Approves Sale of Lynx," *Ottawa Citizen*, May 27, 2000.
- 71 Tom Casey, "It's Pecor's Ballgame Now," *Ottawa Citizen*, June 20, 2000.
- 72 Tom Casey, "Front Office Busy with Lynx Away," *Ottawa Citizen*, June 23, 2000.
- 73 Darren Desaulniers, "Lynx to Retire Mascot," *Ottawa Citizen*, August 31, 2000; Bruce Deachman, "End of a Lost Season," *Ottawa Citizen*, September 5, 2000; Tom Casey, "Lynx Logo Acquires an Attitude," *Ottawa Citizen*, November 4, 2000.
- 74 Tom Casey, "Lynx Owner Eager to Put Own Stamp on Team," *Ottawa Citizen*, November 9, 2000.
- 75 "End of a lost season."
- 76 Wayne Scanlan, "New Owner Finds Promoting Lynx a Tough Sales Pitch," *Ottawa Citizen*, January 11, 2001.
- 77 Tom Casey, "Lynx Finish Up-Down Year," *Ottawa Citizen*, September 4, 2001.
- 78 Tom Casey, "Lynx Owner Doesn't Let Empty Seats Get Him Down," *Ottawa Citizen*, April 17, 2003.
- 79 Tom Casey, "Attendance Key to Lynx Future," *Ottawa Citizen*, May 4, 2002.
- 80 Darren Desaulniers, "Poor Attendance 'Disappoints'

Pecor," *Ottawa Citizen*, June 18, 2002.

81 Tom Casey, "Lynx Brass, League to Fix on Future," *Ottawa Citizen*, August 15, 2002.

82 Ken Warren, "'Use It or Lose It,' Lynx Fans," *Ottawa Citizen*, August 22, 2002.

83 Tom Casey, "Adieu, Expos, Hello Orioles," *Ottawa Citizen*, September 24, 2002.

84 "Orioles Not Singing Ottawa's Praises," *Ottawa Citizen*, September 26, 2002.

85 Ken Warren, "IL President Doubts Lynx Can Survive," *Ottawa Citizen*, June 20, 2003.

86 Ken Warren, "Let's Play Two to Open at Home," *Ottawa Citizen*, April 16, 2005; Warren, "Lynx Here to Stay ... for Now," *Ottawa Citizen*, June 7, 2005.

87 Matthew Sekeres, "Options Are Many for Lynx Manager," *Ottawa Citizen*, April 7, 2004.

88 Hugh Adami, "Eventually, I'll Run Out of Money," *Ottawa Citizen*, July 24, 2004.

89 Hugh Adami, "Lynx Make Pitch for Rent Relief," *Ottawa Citizen*, July 20, 2004.

90 Ken Gray, "Lynx Ready to Run, Insiders Fear," *Ottawa Citizen*, September 1, 2004.

91 Ken Warren, "U.S. Buyers Poised to Snatch Lynx," *Ottawa Citizen*, July 1, 2005.

92 "Lynx Ready to Run, Insiders Fear."

93 Candus Thomson, "O's Affiliate to Allentown?" *Baltimore Sun*, July 2, 2005; Dan Sheehan, "Ball Club Owner Weighs In on Rumors," *Allentown (Pennsylvania) Morning Call*, July 2, 2005.

94 "U.S. Buyers Poised to Snatch Lynx."

95 "Lynx Move Nearer Ottawa Exit," *Ottawa Citizen*, July 2, 2005; "U.S. Ballpark Deal Could Set Stage for Purchase of Lynx," *Ottawa Citizen*, July 3, 2005; John L. Micek, "House Approves Hotel Tax Hike to Help Pay for Ballpark," *Allentown Morning Call*, July 3, 2005.

96 Chris Birk, "Future of Red Barons in Our Region Uncertain," *Citizens' Voice*, November 14, 2005.

97 Daniel Patrick Sheehan, "Money Mounts for Lehigh Valley Minor League Baseball," *Allentown Morning Call*, December 14, 2005.

98 Romy Varghese, "Minor League Ballpark Gets Nod from Allentown Planning Board," *Allentown Morning Call*, June 14, 2006; "Money Mounts for Lehigh Valley Minor League Baseball."

99 "Phillies Make It Official, Leaving Scranton," *Press Enterprise*, June 11, 2006; Romy Varghese, "Planning Unit Gives Thumbs Up to Allentown Stadium,"

Allentown Morning Call, June 14, 2006; Ray Saul, "ASA Softball Complex Impresses PIAA Officials and Fans," *Standard-Speaker*, June 13, 2006.

100 Romy Varghese, "Planners Support Stadium," *Allentown Morning Call*, June 14, 2006.

101 Don Campbell, "There Is No Sale Agreement," *Ottawa Citizen*, June 13, 2006.

102 Ken Warren, "Lynx Need Fan 'Miracle,'" *Ottawa Citizen*, August 25, 2006.

103 Matthew Sekeres, "Lynx Sue Ottawa for \$10.75M Over Parking," *Ottawa Citizen*, October 18, 2006.

104 Ken Warren and Vito Pilieci, "Lynx Are Outta Here: Team Sold, Will Move to U.S.," *Ottawa Citizen*, August 29, 2006.

105 Jay Hart, "Grand Slam Dunk," *Allentown Morning Call*, August 29, 2006.

106 Darren Desaulniers, "Lynx Affiliation with Phillies Hits Pitchers," *Ottawa Citizen*, September 28, 2006.

107 Vito Pilieci, "Mayor Says Lynx Owner Owes City \$3M," *Ottawa Citizen*, August 31, 2006.

108 "Lynx Sue Ottawa for \$10.75M Over Parking."

109 Joanne Chianello, "City Wins Legal Battle Against Former Lynx Owner Pecor," *Ottawa Citizen*, March 18, 2011.

110 Darren Desaulniers, "Can-Am Talks with City Can't Go into Extra Innings," *Ottawa Citizen*, October 2, 2007.

111 Darren Desaulniers, "Fans Pitch In to Keep Baseball at Lynx Stadium," *Ottawa Citizen*, September 2, 2007.

112 "Can-Am Talks with city Can't Go into Extra Innings," *Ottawa Citizen*, October 2, 2007.

113 Don Campbell, "Lynx Don't Budge at City Deadline," *Ottawa Citizen*, October 6, 2007.

114 Laura Drake and Don Campbell, "Pro Baseball Will Be Back at Lynx Stadium in '08," *Ottawa Citizen*, November 29, 2007.

115 Don Campbell, "Rapidz Out at Home After One Season," *Ottawa Citizen*, September 30, 2008; Don Campbell, "City Would Only Go to 5 years, Rapidz Say," *Ottawa Citizen*, October 1, 2008.

116 Don Campbell, "Can-Am league Still Up for Ottawa Challenge," *Ottawa Citizen*, November 20, 2008.

117 Joanne Chianello, "City Wins Legal Battle Against Former Lynx Owner Pecor."

118 Momentous.ca Corporation, et al. v. Canadian American Association of Professional Baseball Ltd., et al., [2011] 3 S.C.R. 694, 2011 SCC 63, available at: <https://www.scc-csc.ca/case-dossier/info/sum-som-eng.aspx?cas=33999> (last visited June 23, 2023).

Independent league contributions to Major League team rosters in 2023

by Robert Schulz

A total of sixty players with connections to the Independent Leagues dotted the rosters of Major League teams in 2023. The breakdown of players includes six outfielders, four infielders and one catcher. Pitchers being the largest group at 49.

A further breakdown has seven players making their MLB debut. Three of these players started their pro career in Independent Leagues. Another seven players returned to the Majors after spending time in the Independent Leagues and 46 players from previous years continuing their MLB careers.

As of the start of 2023 the American Association, Atlantic, Frontier and Pioneer leagues have been designated as MLB Partner leagues. What does this mean? Possibly an increase in the number of former Independent League players on MLB rosters in the future.

Rookies	Position	Team	Independent season + team	League
Tristan Gray	infield	Tampa Bay	2020 Sugar Land Skeeters	Constellation Energy
David Hamilton	infield	Boston	2020 Texas	Constellation Energy
Alec Marsh	RHP	Kansas City	2020 Eastern Reyes	Constellation Energy
J P Martinez	outfield	Texas	2017 Trois Rivieres	CAN - AM
Brett Sullivan	catcher	San Diego	2020 Sloths	Constellation Energy
Joey Wiemer	outfield	Milwaukee	2020 Birmingham/Bloomfield	United Shore
Randy Wynne	RHP	Cincinnati	2018 Evansville	Frontier
			2017 Birmingham/Bloomfield	United Shore

Martinez, Wiemer and Wynne all started their pro career in the Independent Leagues.

Players returning to MLB in 2023

Player	Position + MLB Team	Independent Year/Team	League
Kyle Barraclough	RHP Boston	2023 High Point	Atlantic
Matt Carasiti	RHP Colorado	2022 Long Island	Atlantic
Brett Kennedy	RHP Cincinnati	2022-23 Long Island	Atlantic
Michael Mariot	RHP Cincinnati	2023 Cleburne	American Association
Brock Stewart	RHP Minnesota	2020 Chicago	City of Champions
Julio Teheran	RHP Milwaukee	2020 Staten Island	Atlantic
Michael Tonkin	RHP Atlanta	2019+21 Long Island	Atlanta

Players continuing their MLB career in 2023

Fernando Abad – Colorado

Nick Anderson – Atlanta

Andrew Bellati – Philadelphia

Anthony Bender - Miami 40 man roster but injured all season

Will Benson – Cincinnati

Brennan Bernardino – Boston

(Continued from page 15)

Huascar Brazoban – Miami
John Brebbia - San Francisco
Conner Capel – Oakland
Jose Cisnero – Detroit
Kody Clemens - Philadelphia
Jake Cousins – Milwaukee
Fernando Cruz – Cincinnati
Jose Cuas - Kansas City
Chase DeJong – Philadelphia
Matt Dermody – Boston
Matt Gage – Houston
Luis Garcia - San Diego
Logan Gillaspie – Baltimore
Kevin Herget - Cincinnati
Rich Hill – Pittsburgh
Michael Kelly – Cleveland
Jake Latz – Houston
Casey Lawrence - St. Louis
Mark Leiter JR. - Chicago Cubs
Andres Machado – Washington

Chris Martin – Boston
Tyler Matzek - Atlanta 40 man roster but injured all season
Taylor Motter - St. Louis
Vinny Nittoli - New York Mets
Sean Nolin – Miami
Adam Oller – Oakland
Kaleb Ort – Boston
Connor Overton – Cincinnati
James Paxton - Boston
David Peralta - Los Angeles Dodgers
Trevor Richards - Toronto
David Robertson - New York Mets and Miami
Drew Rucinski – Oakland
Max Scherzer - New York Mets + Texas
Tayler Scott - Los Angeles Dodgers, Boston and Oakland
Caleb Thielbar Minnesota
Justin Topa - Seattle
Ildemaro Vargas – Washington
Zach Weiss - Los Angeles Angels and Boston
Rob Zastryzny - Pittsburgh.
Note: Casey Lawrence and Rob Zastryzny signed with

Some interesting new Minor League Managers in 2023

by Robert Schulz

There were five rookie Minor League Managers in 2023 that never played professionally:

Liam Carroll with Salem Red Sox of the Carolina League. He was born in England and at age 41 made his North American debut after a career of playing and coaching in his home country.

Craig Conklin with Lansing Lugnuts of the Midwest League.

Ronnie Gajownik with Hillsboro Hops of the Northwest League. She joins Rachel Balkovec as the second woman to Manage in the Minors. Balkovec managed Tampa of the Florida State League in both 2022 and 2023.

Jeff Knackstedt with San Jose Giants of the California League.

Frank Maldonado with the Tampa Bay entry in the Florida Complex league.

Former Minor league players

Greg Brodzinski manager for Jersey Shore of the South Atlantic League was the Bullpen catcher/coach for the Philadelphia Phillies from 2020-21.

Jacob Heyward manager for San Francisco Giants Arizona Complex League is the brother of MLB player Jason Heyward.

Nick Lovullo manager for Chicago Cubs Arizona Complex League is the son of former MLB player Torey Lovullo.

A Tale of Two Koch Brothers

by John Iachetta

Ray Koch was always daring. He would give fans "the heebie-jeebies trying to turn singles into doubles", and was apt to field balls hit to 2nd base "while turning a flip-flop or while sliding on his ear." And no one was Joe Gordon's regular double-play partner longer than him - Gordon was never paired so close or so long with Phil Rizzuto or Frankie Crosetti.

Ray Koch & Joe Gordon first played together in high school and Junior American Legion ball in Portland. They were inseparable as amateurs - the only time they were not on the same team was in 1933, when as college freshmen Gordon played for the University of Oregon and Koch played for Western Oregon University. Koch transferred to the University of Oregon in 1934, and for two years they were "Oregon's greatest collegiate infield combination in history." Oregon won the Northwest Conference both years. In 1935 Gordon (.415) was named All-Conference shortstop and Koch (.319) was All-Conference second baseman. Gordon was All-Conference shortstop in 1934, but as I am unable to find the list I don't know whether Koch was also All-Conference. As Koch led Oregon with a .370 average, he probably was.

In the summer they played in the Oregon State League - for Ray Brooks' West Side Babes in 1932, the Salem Senators in 1933, the Eugene Townies in 1934, and the Hop Golds in 1935.

As of August 22, 1934, Gordon was hitting .420 for the Townies and Koch was hitting .405.

By 1935, major league scouts thronged the stands to watch them, and before the end of the year Koch & Gordon had both left college and signed with the New York Yankees. Their coach at the University of Oregon, Howard Hobson, unsuccessfully tried to convince them to finish school first, but they were too intent on their major league dreams to heed him.

They left college and signed with the Yankees together, but their paths diverged from there. In 1936 Gordon was sent to Oakland of the Pacific Coast League, where he hit .300. By 1938 he was the starting second baseman for the New York Yankees, and was on his way to the Hall of Fame.

By 1938, Ray Koch was "working in Portland". In 1936 he had been sent to class-C Joplin, and hit .261 without power. He also hurt his knee. He never played in pro ball again.

He continued to play in the Oregon State League and in 1941 he was joined on the Eugene Athletics by his young-

er brother, Barney Koch.


Barney Koch was just eighteen years old in 1941 when he joined Ray with Eugene. Barney had begun in the State League in 1940 with the Portland Babes, managed by Ray Brooks, the same team and the same manager that Ray Koch and Joe Gordon had begun with eight years earlier.

In 1942, as a college freshman, Barney became varsity second baseman of the University of Oregon, and by 1943 he had become the top amateur second baseman in Oregon. He spent that summer playing with the champion Portland Firemen of the Portland City League. The age of the average Fireman was a mere 18 years and two months, but they were utterly dominant. Up to July 27 they had won 11 games and lost one, scoring 142 runs and allowing 13. Barney Koch hit .583, with 35 hits in 60 at-bats. The only pitcher to beat the Firemen was a major league veteran, Sergeant Jack Knott of the Camp Adair Timber Wolves, who defeated them 4-0, July 16, in the final round of the Oregon semi-pro tournament. Koch was named the best infielder of the state tournament.

The champion soldier Timber Wolves were unable to travel to Wichita, Kansas for the national semi-pro tournament, so the Firemen represented Oregon in their place. Despite their youth and competition from teams with players such as Pete Reiser and Cecil Travis, the Firemen finished 7th nationally.

After the tournament Ray Brooks, "Mr. Oregon Semi-Pro Baseball himself" and manager of the Firemen, had eight of his players in the Dodgers try-out camp. The Dodgers signed one of them: Barney Koch.

In 1943, second base for the Brooklyn Dodgers had been manned by Hall of Famer Billy Herman, who hit .330 with 100 runs batted in and 193 hits. In 1945, Eddie Stanky would play second base for the Dodgers, scoring 128 runs on the strength of 148 walks.



(Continued from page 17)

1944 was a second-base Brooklyn trolley wreck. 10 different players spent time at 2nd, none starting more than 58 games there. The fill-in with the fourth-most starts at 2nd (26) was Barney Koch.

Koch had started the 1944 season with the International League Montreal Royals but was called up to Brooklyn in late July. In his debut on July 23, the first game of a double-header against the Pittsburgh Pirates, Barney batted lead-off and hit three singles. That would remain his major league career high in hits forever.



BARNEY KOCH
League Batting Champion

Just 21, Barney finished the 1944 season with a .219 average in 33 games for the Dodgers, and a .252 average with 48 runs scored in 82 games for Montreal. He hit 11 doubles, 2 triples, and 0 home runs. His most notable quality was probably his weight: weighing but 140 pounds, he was the lightest major leaguer of the 1940s.

In 1945, Koch declined to sign his Dodgers contract in order to attend college through summer.

Like his brother Ray, Barney Koch had left the University of Oregon to play pro baseball. Unlike Ray, he left the pros on his own terms: he quit the Dodgers and finished college.

But he didn't stop playing baseball. He spent 1945 playing with the Giustina Reds of the Cascade League. In 16 games he batted a sweet .313 with 20 hits, 13 runs scored, and 9 stolen bases. Surprisingly, given his customary lack of power, he also led the league in home runs, with 4.

He had a spectacular semi-pro career in Oregon which lasted until 1953. He led the Cascade League in batting in 1948, with a .416 mark. In 1949 he played with Roseburg of the Southwestern Oregon League and was named the team's MVP, hitting .389. In 1951 he was a member of the

state champion Coos Bay - North Bend club.

Barney became the baseball and basketball coach of the high school Grant Generals, and was with them from 1950 to 1960. His teams won 5 Portland Inter-Scholastic League titles and two state titles (1951, 1958). He was inducted into the Portland Interscholastic League Hall of Fame in 2005.

Ray Koch became a golfer, and was the club manager of Inglewood Golf & Country Club of Seattle for a number of years.

The (Bloomington) Pantagraph Jun 1, 1920

The 1919 International League Record

*compiled by Carlos Bauer & Neil Raymond, February 2014
with the indispensable help of Sean Lahman*

Thanks to Ray Nemec & Bob Hoie for supplying a number of first names.

NOT FOR DISTRIBUTION OR REPUBLICATION WITHOUT ATTRIBUTION

The season began on April 30, and concluded on September 14, 1919.

On May 12, Eddie Rommel of Newark pitched a no-hitter at Toronto, winning 1-0.

On May 14, Ray Jordan of Buffalo pitched a no-hitter against Jersey City at Buffalo, winning 3-0.

On June 28, Ray Jordan of Buffalo pitched a 6-inning no-hitter against Toronto at Toronto, losing 3-0.

On August 8, Rosy Ryan of Buffalo pitched a 7-inning no-hitter against Reading at Reading, winning 7-0.

Note: Earned Runs & ERA for "less thans" are calculated by using my Estimated Earned Runs formula.

RBI's estimated using a modified form of Bill James' Estimated RBIs.

All estimated figures are italicized.

Full Season	G	W	L	T	PCT	GB	Manager
Baltimore Orioles	149	100	49	0	.671	Jack Dunn
Toronto Maple Leafs	149	92	57	0	.617	8	George Gibson
Buffalo Bisons	148	81	67	0	.547	18½	Hooks Wiltse
Binghamton Bingos	146	75	71	0	.514	23½	Frank Schulte/Chick Hartman (7/24)
Newark Bears	151	71	80	0	.470	30	Patsy Donovan
Rochester Hustlers	150	66	84	0	.440	34½	Arthur "Doc" Irwin
Jersey City Skeeters	149	57	92	0	.383	43	Wild Bill Donovan
Reading Coal Barons	144	51	93	0	.354	46½	Red Dooen/Charlie "Pop" Kelchner (8/4)

Frank Schulte 40-46; Chick Hartman 35-25

Red Dooen 32-64; Charlie Kelchner 19-29

Team Batting	G	AB	R	H	1B	2B	3B	HR	SB	AVG
Baltimore	149	5081	859	1507	1159	230	82	36	233	.297
Reading	144	4771	587	1311	998	217	70	26	121	.275
Binghamton	146	4711	640	1284	991	186	83	24	164	.273
Rochester	150	5014	601	1360	1101	168	63	28	163	.271
Buffalo	148	4930	656	1320	1066	183	52	19	178	.268
Toronto	149	4774	631	1199	943	189	44	23	173	.251
Newark	151	4779	613	1169	904	191	63	11	210	.245
Jersey City	149	4796	489	1172	950	148	60	14	113	.244
League totals:	38856	5076	10322	8112	1512	517	181	1355	.266	

Ballparks	G	AB	R	H	1B	2B	3B	HR	SB	AVG
Carsonia Park, Reading	1	67	20	24	19	5	0	0	4	.358
Lauer Park, Reading	69	4648	702	1335	939	270	67	59	144	.287
Oriole Park, Baltimore	77	5189	852	1490	1103	262	82	43	231	.287
Bay Street Park, Rochester	75	5023	666	1395	1099	193	84	19	165	.278
Buffalo Park, Buffalo	76	4983	638	1314	1073	169	55	17	151	.264
Johnson Field, Binghamton	72	4559	532	1172	932	161	67	12	165	.257
Harrison Field, Harrison NJ*	77	5022	629	1282	1033	166	77	6	182	.255
Maple Leaf Park, Toronto	73	4580	516	1135	928	152	32	23	148	.248
Skeeters Park, Jersey City	73	4785	521	1175	986	134	53	2	165	.246
Weidenmeyer Park, Newark*										
League totals:	38856	5076	10322	8112	1512	517	181	1355	.266	

Lauer Park, thru June 23	34	2302	316	640	425	128	33	27	68	.278
Lauer Park, from June 24 on	35	2346	386	695	514	142	34	32	76	.296

* Some Newark home games may have been played at this park early in season.

Team Pitching	G	CG	ShO	SV	IP	H	R	ER	K	BB	ERA
Buffalo	148	111	17	3	1320.7	1241	570	288	501	430	1.96
Jersey City	149	113	13	4	1306.3	1320	622	381	465	478	2.62
Toronto	149	104	16	10	1324.0	1253	546	394	489	409	2.68
Newark	151	101	15	3	1338.7	1273	593	414	380	371	2.78
Baltimore	149	99	9	9	1327.7	1282	642	475	504	460	3.22
Rochester	150	121	11	6	1314.0	1409	719	471	487	477	3.23
Binghamton	146	97	13	8	1278.0	1225	614	469	495	480	3.30
Reading	144	95	6	6	1244.7	1319	770	565	533	504	4.09
League totals:	841	100	49	10454.0	10322	5076	3457	3854	3609	2.98	

Ballparks	G	CG	ShO	SV	IP	H	R	ER	K	BB	ERA
Skeeters Park., Jersey City	73	106	18	6	1323.0	1175	521	288	480	452	1.96
Maple Leaf Park, Toronto	73	97	13	9	1270.3	1135	516	379	465	467	2.69
Harrison Field, Harrison NJ	77	108	10	5	1370.3	1282	629	382	480	418	2.51
Johnson Field, Binghamton	72	109	13	5	1255.3	1172	532	415	422	430	2.98
Buffalo Park, Buffalo	76	107	17	8	1340.3	1314	638	472	493	453	3.17
Bay Street Park, Rochester	75	118	14	5	1319.7	1395	666	470	504	445	3.21
Lauer Park, Reading	69	93	9	7	1218.3	1335	702	476	520	431	3.52
Oriole Park, Baltimore	77	102	6	4	1339.7	1490	852	561	487	503	3.77
Carsonia Park, Reading	1	1	0	0	17.0	24	20	14	3	10	7.41
Weidenmeyer Park, Newark*											
League totals:	841	100	49	10454.0	10322	5076	3457	3854	3609	2.98	

Lauer Park, thru June 23	34	46	4	3	614.0	640	316	214	257	220	3.14
Lauer Park, from June 24 on	35	47	5	4	604.3	695	386	261	263	211	3.89

* Some Newark home games may have been played at this park early in season.

Batting:

First	Last	Team	Positions	G	AB	R	H	1B	2B	3B	HR	RBI	SB	AVG
Jose	Acosta	Rochester	p-of	44	113	4	14	8	3	3	0	6	2	.124
Sparky	Adams	Reading	ss	4	11	2	1	1	0	0	0	0	0	.091
Raleigh	Aitchison	Rochester	of-p	2	5	1	1	1	0	0	0	0	0	.200
	Allen	Newark	3b-of	8	29	6	9	6	1	2	0	4	0	.310
Jess	Altenburg	Reading	of	100	385	54	125	97	14	12	2	48	22	.325
Walter	Ancker	Binghamton	p	2	1	0	0	0	0	0	0	0	0	.000
Andy	Anderson	Toronto	2b-of-3b-ss	135	468	49	123	97	15	8	3	48	13	.263
Charles	Babbington	Reading	ph	1	1	1	1	0	0	1	0	1	0	1.000
Jeff	Baker	Reading	ss	20	75	6	10	6	3	1	0	4	1	.133
Ed	Bareiss	Reading	p-of-1b-ss	31	49	5	10	8	2	0	0	3	0	.204
Luther	Barnes	Binghamton	p	21	50	2	8	6	1	1	0	3	0	.160
Ed	Barney	Buffalo	of	148	557	91	153	135	10	6	2	51	36	.275
Dean	Barnhardt	Reading	p-of	42	88	8	19	14	4	1	0	7	1	.216
Paddy	Baumann	Jersey City	2b-3b	136	516	74	157	132	20	4	1	52	22	.304
George	Bausewine	Jersey City	1b-p	3	10	0	2	2	0	0	0	1	0	.200
Johnny	Beckvermit	Binghamton	p	20	35	3	4	3	1	0	0	1	0	.114
Harry	Beimiller	Jersey City	s-p-3-2-o-1	84	254	19	39	28	8	1	2	17	4	.154
Benny	Benough	Buffalo	c-1b	102	348	37	96	73	18	4	1	35	4	.276
Jack	Bentley	Baltimore	1b	92	373	51	124	80	23	10	11	66	5	.332
Walt	Bernhardt	Rochester	p	6	12	1	4	3	1	0	0	1	1	.333
Jack	Berrigan	Jersey City	ss	18	61	6	12	11	1	0	0	4	2	.197
Mike	Bills	Binghamton	p	2	0	1	0	0	0	0	0	0	0	.000
Max	Bishop	Baltimore	2b-1b-of-3b	126	445	70	119	93	16	9	1	43	17	.267
John	Blake	Buf/Roch	of	16	53	3	12	12	0	0	0	3	3	.226
Joe	Boley	Baltimore	ss	137	512	70	150	117	19	13	1	55	10	.293
Cliff	Brady	Rochester	ss	8	32	3	6	4	1	0	1	4	1	.188
Clint	Breckenridge	Toronto	of	82	270	34	58	56	1	1	0	17	13	.215
Dick	Breen	Newark	2b	12	34	4	9	9	0	0	0	2	2	.265
Godfrey	Brogan	Rochester	p-of	44	109	10	24	20	1	3	0	8	1	.220
	Brooks	Binghamton	p	1	3	0	0	0	0	0	0	0	0	.000
Frank	Brower	Reading	1b-p	47	168	21	55	40	11	3	1	21	7	.327
Mike	Brown	Reading	p-3b-of	48	108	6	26	24	0	2	0	8	1	.241
Fred	Bruck	Bing/JC	p	7	6	1	1	1	0	0	0	0	0	.167
Frank	Bruggy	Newark	c-1b-of	126	417	57	126	95	24	5	2	47	29	.302
Lefty	Burke	Reading	p	1	2	0	0	0	0	0	0	0	0	.000
Bob	Burman	Jersey City	c-of	11	29	2	7	5	2	0	0	2	1	.241
Joe	Burns	Reading	of	133	519	70	142	113	20	8	1	50	20	.274
Al	Carlstrom	Buffalo	of-1b-2b	38	141	15	36	34	2	0	0	10	7	.255
Ed	Carris	Rochester	c-o-2-1-p	60	223	20	49	41	8	0	0	15	5	.220
	Carroway	Jersey City	of	9	30	0	5	5	0	0	0	1	1	.167
Joe	Casey	Buffalo	c	82	250	25	73	62	7	3	1	25	2	.292
Ted	Cather	Newark	of-3b	104	387	41	82	65	15	2	0	27	15	.212
Sumpter	Clarke	Baltimore	of-1b-2b	32	92	13	24	21	3	0	0	7	2	.261
Hal	Cleary	Newark	p	1	2	0	1	0	1	0	0	1	0	.500
Jack	Clifford	Rochester	p	32	93	8	21	17	4	0	0	7	1	.226
Joe	Cobb	Jersey City	of-c-1b	100	324	35	74	49	14	6	5	37	8	.228
John	Cockhill	Jersey City	p	1	2	1	1	1	0	0	0	0	0	.500
Edgar	Collins	Jersey City	of	5	12	0	1	1	0	0	0	0	0	.083
	Connifrey	Rochester	p	1	1	0	0	0	0	0	0	0	0	.000
Jimmy	Cooks	Nwk/Read	2-s-c-o-3	77	264	28	54	45	4	3	2	21	2	.205
Phil	Cooney	Jersey City	2b	8	30	4	6	5	1	0	0	2	2	.200
Dan	Costello	Binghamton	of-1b	18	56	5	15	14	1	0	0	4	1	.268
Lefty	Costello	Baltimore	p	4	3	0	0	0	0	0	0	0	0	.000
	Craft	Jersey City	p	1	0	0	0	0	0	0	0	0	0	.000
Frank	Crossin	Reading	c-of	35	112	13	35	21	12	1	1	15	0	.313
Manuel	Cueto	Rochester	of-ss-2b-p	46	162	27	56	43	11	2	0	19	11	.346

First	Last	Team	Positions	G	AB	R	H	1B	2B	3B	HR	RBI	SB	AVG
Bob	Davis	Newark	2b-3b-of-ss	33	85	7	18	13	3	2	0	7	1	.212
Hal	Denke	Newark	of-1b	30	83	9	21	18	3	0	0	7	4	.253
Tom	DeNoville	Jersey City	1b	98	364	33	88	72	11	5	0	30	6	.242
Jake	Deufel	Toronto	c-2b-ss-of	56	149	20	31	24	5	2	0	11	2	.208
Hal	Deviney	Buffalo	p-of-1b	35	82	4	22	19	2	1	0	7	0	.268
Walter	DeVitalis	Jersey City	p	8	22	1	3	3	0	0	0	1	0	.136
Bill	Donahue	Read/Bing/Read	p	28	63	6	15	10	3	1	1	7	0	.238
Harry	Donavan	Binghamton	p	36	75	4	15	8	6	1	0	6	0	.200
Don	Donelson	Buffalo	of	146	574	95	144	113	22	6	3	54	18	.251
Matt	Donohue	Rochester	1b	25	68	8	19	15	4	0	0	6	0	.279
Wild Bill	Donovan	Jersey City	1b	2	6	0	2	1	1	0	0	1	0	.333
Red	Dooen	Reading	c-of	38	110	10	22	18	4	0	0	7	3	.200
Mickey	Doolin	Read/Balt	2b-ss	139	494	51	149	115	25	6	3	56	10	.302
Neil	Dougherty	Reading	c	5	13	1	2	1	0	1	0	1	0	.154
Snooks	Dowd	Newark	2b-ss-3b	44	158	22	53	44	9	0	0	17	8	.335
Tom	Downey	Nwk/JC	3b	40	149	14	39	33	4	2	0	13	3	.262
John	Driscoll	Rochester	of	2	9	0	3	3	0	0	0	1	0	.333
	Duffy	Newark	ss-2b	4	6	0	1	1	0	0	0	0	0	.167
Jack	Dunn Jr.	Baltimore	of	7	13	4	3	3	0	0	0	1	1	.231
Jack	Dunn Sr.	Baltimore	3b-p	2	1	0	0	0	0	0	0	0	0	.000
Frank	Eckstein	Reading	ph	2	2	0	1	1	0	0	0	0	0	.500
Ben	Egan	Baltimore	c	70	236	31	60	49	7	1	3	24	6	.254
Frank	Ellerbe	Binghamton	3b-2b-ss	114	413	56	120	79	21	13	7	59	6	.291
Buck	Elliott	Baltimore	ss	7	22	3	4	3	1	0	0	1	2	.182
Joe	Engle	Jersey City	p	1	1	0	0	0	0	0	0	0	0	.000
Jack	Enright	Nwk/JC	p	10	8	0	1	0	1	0	0	1	0	.125
Bill	Estes	Jersey City	of-1b	6	20	4	8	6	1	1	0	3	1	.400
Joe	Faircloth	Binghamton	p	6	9	0	0	0	0	0	0	0	0	.000
Bill	Fischer	Binghamton	c-1b-3b	73	240	42	85	70	11	3	1	30	11	.354
Sam	Fishburn	Reading	ss	35	138	14	38	30	8	0	0	13	3	.275
Tom	Fitzsimmons	Jersey City	3b-of	69	265	22	69	61	7	1	0	21	4	.260
Gene	Foley	Jersey City	of	14	45	7	15	14	1	0	0	4	4	.333
Harry	Frank	Baltimore	p	49	95	9	13	12	1	0	0	4	1	.137
Manny	Freeman	Rochester	ph	1	1	0	0	0	0	0	0	0	0	.000
Chippy	Gaw	Buf/Nwk	p	25	50	4	8	7	1	0	0	3	0	.160
George	Gibson	Toronto	c	2	8	1	2	2	0	0	0	1	0	.250
Pat	Gillespie	Binghamton	3b-2b-ss-of	56	166	12	31	28	3	0	0	9	3	.187
Joe	Gingras	Binghamton	p	11	27	0	6	5	1	0	0	2	1	.222
Eusebio	Gonzales	Toronto	ss-3b-2b-p	146	519	105	126	99	23	4	0	43	30	.243
Ray	Gordinier	Buffalo	p	14	34	2	6	6	0	0	0	2	0	.176
Andrew	Gray	Rochester	c-of-p	12	29	2	5	5	0	0	0	1	0	.172
	Greenlach	Reading	c	1	0	0	0	0	0	0	0	0	0	.000
	Grunewald	Jersey City	of	1	3	0	0	0	0	0	0	0	0	.000
John	Haddock	Bing/Tor	c-1b-of-3b	35	105	7	15	14	1	0	0	5	0	.143
Hal	Haid	Jersey City	p	1	3	0	0	0	0	0	0	0	0	.000
Jack	Harper	Binghamton	p	21	57	8	19	16	2	1	0	6	1	.333
Bucky	Harris	Buffalo	2b	120	441	69	123	98	16	7	2	45	27	.279
Jimmy	Harschar	Buffalo	p-of	35	93	9	28	21	6	0	1	11	0	.301
Nig	Hart	Reading	c	1	4	0	0	0	0	0	0	0	0	.000
Chick	Hartman	Binghamton	2b	102	368	51	89	80	5	3	1	29	15	.242
Mike	Hayden	Reading	c	4	8	2	1	1	0	0	0	0	1	.125
Bob	Heck	Toronto	p	33	77	4	11	9	2	0	0	4	0	.143
Harry	Heitman	Rochester	o-p-2-3-s	48	137	9	33	29	2	2	0	11	0	.241
Allen	Herbert	Baltimore	p	5	7	0	1	1	0	0	0	0	0	.143
Melvin	Herbst	Buffalo	p	1	4	1	2	2	0	0	0	1	0	.500
Bugs	Hersche	Toronto	p-of-3b-ss	40	86	6	17	12	3	1	1	8	1	.198
Festus	Higgins	Binghamton	p-of	35	71	7	13	11	1	1	0	4	2	.183
Cliff	Hill	Baltimore	p-of	26	62	8	14	11	2	1	0	5	0	.226
Bill	Hoar	Reading	p	1	2	0	0	0	0	0	0	0	0	.000

First	Last	Team	Positions	G	AB	R	H	1B	2B	3B	HR	RBI	SB	AVG
Bill	Holden	Tor/Bing	of	110	387	58	108	68	23	10	7	54	11	.279
Johnny	Honig	Baltimore	of	133	507	81	158	116	27	9	6	67	16	.312
Bill	Hubbell	Toronto	p	35	85	6	14	12	1	0	1	6	1	.165
Jimmy	Hudgins	Nwk/Buf/JC	c-of-1b	83	251	16	56	49	5	2	0	17	3	.223
	Hughes	Jersey City	p	1	2	0	1	1	0	0	0	0	0	.500
Silent John	Hummel	Reading	2b-of-1b-3b	122	432	62	138	109	22	5	2	50	8	.319
Joe	Hyde	Jersey City	c	57	154	19	32	26	5	0	1	12	2	.208
Lee	Jackson	Reading	p	2	3	0	0	0	0	0	0	0	0	.000
Jack	Jacobs	Newark	of-c-2b	145	481	80	131	99	25	6	1	48	30	.272
Merwin	Jacobson	Baltimore	of	149	582	117	201	148	36	13	4	79	37	.345
Hal	Janvrin	Buffalo	2b	10	37	4	8	8	0	0	0	2	1	.216
Aicer	Jensen	Newark	p	12	27	0	2	2	0	0	0	1	0	.074
Ellis	Johnson	Baltimore	p	8	12	1	2	2	0	0	0	1	0	.167
Johnny	Jones	Toronto	p	32	72	5	13	11	2	0	0	4	0	.181
Rip	Jordan	Buffalo	p	28	81	6	14	11	3	0	0	5	1	.173
Allen	Josephs	Jersey City	ss	9	36	4	6	6	0	0	0	2	1	.167
Hal	Justin	Toronto	p	36	74	4	15	12	3	0	0	5	1	.203
Frank	Kane	Jersey City	of	88	298	36	84	69	6	6	3	33	9	.282
Bill	Kay	Binghamton	of	5	13	0	4	3	1	0	0	1	0	.308
Chick	Keating	Buffalo	ss	148	548	69	144	124	19	1	0	45	36	.263
John	Keating	Binghamton	c	1	4	0	0	0	0	0	0	0	0	.000
Dave	Keefe	Reading	p-of	42	97	7	15	11	3	1	0	5	0	.155
Bill	Kelly	Jersey City	c	3	7	0	1	1	0	0	0	0	0	.143
George	Kelly	Rochester	1b-3b-p	103	376	72	138	86	23	14	15	80	21	.367
Ben	Kingston	Jersey City	of-p	16	30	4	9	8	1	0	0	3	0	.300
Rudy	Kneisch	Baltimore	p	26	51	4	7	5	0	2	0	3	0	.137
Mike	Konnick	Reading	c-1b-of	110	393	62	124	85	25	6	8	59	9	.316
Jack	Kost	Rochester	of-1b-3b-2b	74	263	32	62	51	6	5	0	21	7	.236
Bill	Lamar	Rochester	of-1b-p	44	177	32	65	49	9	4	3	28	13	.367
Otis	Lawry	Baltimore	of-2b-3b	133	491	128	176	152	11	11	2	61	56	.358
Wade	Lefler	Baltimore	c-of-1b	79	236	37	69	57	10	1	1	24	5	.292
Sam	Lennox	Jersey City	of-3b-ss	3	11	1	3	2	1	0	0	1	0	.273
Joe	Letter	Newark	of	143	524	76	138	104	19	13	2	54	24	.263
Bert	Lewis	Baltimore	p	3	7	0	1	1	0	0	0	0	0	.143
Tom	Long	Rochester	3b	39	165	22	56	46	7	3	0	19	3	.339
Rex	Longacre	Reading	p	1	2	0	0	0	0	0	0	0	0	.000
Charley	Loudenslager	Buffalo	of-2b-3b-1b	60	193	17	51	43	4	4	0	17	4	.264
Paddy	Lyons	Newark	p	34	61	2	8	6	2	0	0	3	0	.131
Tom	Madden	Newark	c	67	179	19	39	30	7	1	1	15	5	.218
Fritz	Maisel	Baltimore	3b	145	590	134	192	141	43	7	1	70	59	.325
Bill	Maloney	Jersey City	p	5	10	0	1	1	0	0	0	0	0	.100
John	Manners	Jersey City	p	4	5	0	0	0	0	0	0	0	0	.000
Harry	Manning	Buffalo	c	3	5	0	1	1	0	0	0	0	0	.200
Cy	Marshall	Buffalo	p-of	12	24	1	2	2	0	0	0	1	1	.083
Pat	Martin	Binghamton	p	27	82	7	19	15	4	0	0	6	0	.232
Wid	Matthews	Rochester	of	57	208	25	43	39	3	1	0	13	10	.207
Joe	McAlpin	Newark	3b-ss	85	279	30	67	58	7	1	1	23	7	.240
Dick	McCabe	Bing/Nwk	p	36	99	5	18	15	3	0	0	6	0	.182
Bill	McCarren	Buffalo	3b	139	476	73	132	94	26	10	2	52	15	.277
Al	McInnis	Toronto	2-1-s-o-3	96	269	24	63	56	7	0	0	19	14	.234
William	McKenty	Newark	p	4	4	0	1	0	1	0	0	1	0	.250
Polly	McLary	Binghamton	1b-2b	141	483	85	158	118	24	13	3	62	20	.327
Ed	Miller	Newark	1b-2b	149	538	107	155	112	31	9	3	61	57	.288
George	Miller	Jersey City	p	9	16	1	3	2	1	0	0	1	0	.188
	Mills	Reading	of	4	16	2	5	4	1	0	0	2	1	.313
Ed	Moore	Jersey City	ss-3b-2b	87	316	26	66	54	9	3	0	22	5	.209
Herb	Moran	Rochester	of	22	86	16	18	16	1	1	0	6	1	.209
Ray	Morgan	Baltimore	2b	43	162	26	41	33	7	1	0	14	4	.253
Bill	Morrisette	Jersey City	p	19	60	3	12	8	1	2	1	7	1	.200

First	Last	Team	Positions	G	AB	R	H	1B	2B	3B	HR	RBI	SB	AVG
Joe	Murphy	Jersey City	1b	5	20	1	3	2	0	1	0	1	0	.150
Bill	Nagle	Rochester	3b-2b-ss-p	141	507	42	134	115	12	6	1	45	11	.264
George	Newton	Baltimore	p	20	40	2	10	9	1	0	0	3	0	.250
Harry	Nuhn	Jersey City	1b	2	8	2	2	1	0	1	0	1	0	.250
Jack	O'Donnell	Reading	c	7	13	2	3	3	0	0	0	1	0	.231
Mickey	Ogden	Rochester	p	26	79	4	17	16	1	0	0	5	0	.215
Jack	O'Neill	Rochester	c-of-p	119	381	42	94	82	8	4	0	30	4	.247
Frank	Onslow	Toronto	1b	141	487	71	148	116	25	7	0	51	28	.304
Robert	O'Rourke	Binghamton	ss	140	563	91	163	126	26	9	2	60	32	.290
Rube	Orr	Rochester	2b	37	141	12	32	27	4	1	0	10	13	.227
Alex	Parnham	Baltimore	p	53	146	15	37	26	5	2	4	20	1	.253
Cy	Peterson	Toronto	p	37	72	3	7	7	0	0	0	2	0	.097
Clarence	Pieh	Newark	p	2	2	1	1	1	0	0	0	0	0	.500
Norman	Pitt	Rochester	of	24	84	6	21	18	3	0	0	7	5	.250
Bill	Plitt	Reading	p	10	27	1	3	2	1	0	0	1	0	.111
Frank	Powers	Jersey City	p	1	1	0	0	0	0	0	0	0	0	.000
Benny	Powers	Newark	of-1b	24	64	6	15	9	2	3	1	8	1	.234
Billy	Purtell	Toronto	ss-3b-of	67	198	26	32	28	4	0	0	10	6	.162
Walt	Purtell	Toronto	3b-2b	110	381	46	102	94	7	1	0	30	15	.268
Louis	Ralinger	Rochester	of-p	56	179	19	43	37	4	2	0	14	9	.240
Norman	Raymond	Rochester	3b	11	39	4	13	11	2	0	0	4	2	.333
Lance	Reeves	Rochester	of	13	51	3	16	14	2	0	0	5	2	.314
Jim	Richbourg	Newark	3b	1	4	0	0	0	0	0	0	0	0	.000
Bill	Riley	Binghamton	of	146	561	71	163	143	10	10	0	52	18	.291
Guy	Ritter	Reading	p-of	2	6	1	2	2	0	0	0	1	0	.333
Jose	Rodey	Rochester	2b	12	43	2	9	8	1	0	0	3	1	.209
Eddie	Rodriguez	Rochester	ss-3b-1b	139	536	73	142	125	14	3	0	44	17	.265
Frank	Rommel	Reading	ss	3	7	0	0	0	0	0	0	0	0	.000
Lefty	Rose	Newark	p-o-3-s-2	61	143	14	26	21	2	3	0	9	0	.182
Rosy	Russell	Buffalo	p	5	8	0	0	0	0	0	0	0	0	.000
Gus	Russell	Jersey City	p-1b	20	44	2	9	6	2	1	0	4	0	.205
Joe	Ryan	Buffalo	p-2b-of	31	72	4	11	11	0	0	0	3	0	.153
Al	Sandberg	Toronto	c-of	110	337	38	89	67	17	2	3	36	3	.264
Alex	Sargent	Newark	ss	125	433	44	104	71	25	8	0	39	10	.240
Ed	Schacht	Jersey City	p-1b	42	116	7	23	22	1	0	0	7	1	.198
Frank	Schaufele	Baltimore	c	57	156	21	36	28	6	2	0	13	2	.231
Al	Schorr	Newark	p	2	1	0	0	0	0	0	0	0	0	.000
Charlie	Schott	Toronto	of-2b	7	12	0	3	3	0	0	0	1	1	.250
Socks	Schulte	Bing/Tor	of	132	445	66	112	83	15	6	8	53	20	.252
Jim	Schweitzer	JC/Roch	of	128	411	50	119	96	18	3	2	42	15	.290
Joe	See	Rochester	of-p	78	296	54	114	85	17	7	5	49	11	.385
Jimmy	Seibold	Baltimore	p-of	19	49	8	13	12	1	0	0	4	3	.265
Walter	Shannahan	Reading	2b-3b-ss	5	16	0	2	2	0	0	0	1	0	.125
Red	Shannon	Jersey City	ss	5	12	2	4	3	1	0	0	1	0	.333
Pete	Shannon	Binghamton	of	141	509	63	141	95	30	15	1	57	17	.277
Red	Sharp	Jersey City	2b-of-ss-1b	30	102	9	21	17	3	1	0	7	1	.206
Ginger	Shay	Newark	2b-3b	29	99	11	17	17	0	0	0	5	6	.172
Harry	Shea	Newark	p	37	85	8	8	6	2	0	0	3	0	.094
Rudy	Sheilds	Binghamton	3b-ss-of	35	102	15	26	19	4	0	3	14	2	.255
Polly	Sheridan	Reading	3b-ss	144	509	53	136	103	24	7	2	51	9	.267
Vern	Shinault	Rochester	c-2b-of-3b	41	101	10	23	20	1	1	1	9	2	.228
George	Simpson	Toronto	c	2	2	0	0	0	0	0	0	0	0	.000
Lyle	Smith	Jersey City	p	2	2	0	0	0	0	0	0	0	0	.000
Harry	Smith	Binghamton	c	94	275	41	74	54	13	5	2	30	15	.269
Rudy	Smoyer	Reading	2b-ss	2	5	0	0	0	0	0	0	0	1	.000
Polly	Snyder	Reading	p	2	1	0	0	0	0	0	0	0	0	.000
Vern	Spencer	Toronto	of	46	175	30	54	40	12	2	0	19	10	.309
George	Spiers	Newark	2b-ss	2	8	0	0	0	0	0	0	0	0	.000
Lyle	Springer	Rochester	p	1	2	1	0	0	0	0	0	0	0	.000

First	Last	Team	Positions	G	AB	R	H	1B	2B	3B	HR	RBI	SB	AVG
Al	Stark	Newark	3b-ss	10	28	2	4	4	0	0	0	1	0	.143
Lee	Strait	Buffalo	of-1b-3b	119	430	72	146	98	34	7	7	66	16	.340
Sterling	Stryker	Newark	p	26	45	2	7	4	0	3	0	4	0	.156
Bob	Stubbing	Jersey City	p	2	2	1	2	2	0	0	0	1	0	1.000
Jim	Sullivan	Baltimore	p	2	4	0	1	1	0	0	0	0	0	.250
Ross	Swartz	Reading	o-p-1-2-3	28	74	12	15	14	0	1	0	5	1	.203
Bob	Tecarr	Jersey City	p	10	19	2	5	4	1	0	0	2	1	.263
George	Terhune	Newark	p	5	6	0	1	1	0	0	0	0	0	.167
Tommy	Thomas	Buffalo	p-of	37	94	8	17	14	3	0	0	5	1	.181
Harry	Thompson	Baltimore	p-of	11	25	11	9	6	1	0	2	7	0	.360
Dan	Tipple	Jersey City	p	10	23	0	3	2	1	0	0	1	0	.130
Gene	Walsh	Roch/Nwk	2b-3b-ss-of	90	294	42	74	63	8	3	0	24	11	.252
Jimmy	Walsh	Reading	3-2-1-o-s-c	69	245	22	60	45	10	4	1	23	6	.245
John	Watson	Baltimore	p	4	7	2	3	2	1	0	0	1	0	.429
Hal	Weafer	Reading	1b	21	75	5	16	11	5	0	0	6	1	.213
Lefty	Weinert	Reading	p	34	74	5	13	10	3	0	0	4	0	.176
Bud	Weiser	Reading	of	123	457	80	140	106	24	8	2	53	22	.306
Lew	Wendell	Jersey City	1b	20	72	7	16	12	3	1	0	6	0	.222
George	Whiteman	Toronto	of	149	596	100	176	122	42	8	4	71	24	.295
Frank	Wigglesworth	Jersey City	of	148	542	65	154	116	22	15	1	58	8	.284
Eddie	Williams	Buffalo	p	1	2	0	0	0	0	0	0	0	0	.000
Hooks	Wiltse	Buffalo	1b-p	124	417	53	109	96	10	3	0	34	9	.261
Rube	Zellers	Jersey City	p-of	47	123	11	28	21	5	2	0	10	1	.228
Bill	Zimmerman	Newark	of	14	40	10	11	8	3	0	0	4	0	.275
Billy	Zitzmann	Jersey City	of-1b-2b-ss	60	205	28	51	45	3	3	0	16	11	.249

Players with Two or more Clubs:

Player	Team	Positions	G	AB	R	H	1B	2B	3B	HR	RBI	SB	AVG
John	Blake	Buffalo	of	1	1	0	0	0	0	0	0	0	.000
John	Blake	Rochester	of	15	52	3	12	12	0	0	3	3	.231
Fred	Bruck	Binghamton	p	2	1	1	1	1	0	0	0	0	1.000
Fred	Bruck	Jersey City	p	5	5	0	0	0	0	0	0	0	.000
Jimmy	Cooks	Newark	2b-ss-3b	38	124	12	24	21	1	2	8	2	.194
Jimmy	Cooks	Reading	ss-c-2b-of	39	140	16	30	24	3	1	13	0	.214
Bill	Donahue	Reading	p	19	45	6	11	7	2	1	6	0	.244
Bill	Donahue	Binghamton	p	9	18	0	4	3	1	0	1	0	.222
Mickey	Doolin	Reading	2b-ss	95	339	38	110	85	16	6	43	4	.324
Mickey	Doolin	Baltimore	2b-ss	44	155	13	39	30	9	0	13	6	.252
Tom	Downey	Newark	3b	5	16	2	4	4	0	0	1	0	.250
Tom	Downey	Jersey City	3b	35	133	12	35	29	4	2	12	3	.263
Jack	Enright	Newark	p	6	5	0	1	0	1	0	1	0	.200
Jack	Enright	Jersey City	p	4	3	0	0	0	0	0	0	0	.000
Chippy	Gaw	Buffalo	p	7	16	1	2	1	1	0	1	0	.125
Chippy	Gaw	Newark	p	18	34	3	6	6	0	0	2	0	.176
John	Haddock	Binghamton	c-1b-of	24	73	6	12	11	1	0	4	0	.164

First	Last	Team	Positions	G	AB	R	H	1B	2B	3B	HR	RBI	SB	AVG
John	Haddock	Toronto	c-3b	11	32	1	3	3	0	0	0	1	0	.094
Bill	Holden	Toronto	of	68	244	32	64	39	14	6	5	34	6	.262
Bill	Holden	Binghamton	of	42	143	26	44	29	9	4	2	20	5	.308
Jimmy	Hudgins	Newark	of-c-1b	11	41	3	8	8	0	0	0	2	0	.195
Jimmy	Hudgins	Buffalo	of	1	2	0	0	0	0	0	0	0	0	.000
Jimmy	Hudgins	Jersey City	c	71	208	13	48	41	5	2	0	15	3	.231
Dick	McCabe	Binghamton	p	10	29	3	6	5	1	0	0	2	0	.207
Dick	McCabe	Newark	p	26	70	2	12	10	2	0	0	4	0	.171
Frank	Schulte	Binghamton	of	84	284	40	64	49	9	4	2	26	15	.225
Frank	Schulte	Toronto	of	48	161	26	48	34	6	2	6	27	5	.298
Al	Schweitzer	Jersey City	of	65	214	25	61	53	6	2	0	19	11	.285
Al	Schweitzer	Rochester	of	63	197	25	58	43	12	1	2	23	4	.294
Gene	Walsh	Rochester	3b-2b-ss-of	21	57	9	15	12	3	0	0	5	2	.263
Gene	Walsh	Newark	2b-3b	69	237	33	59	51	5	3	0	19	9	.249

Pitching:

First	Last	Team	G	GS	CG	ShO	Sv	W	L	Pct.	IP	H	R	ER	K	BB	ERA
Jose	Acosta	Rochester	43	32	27	3	5	17	15	.531	320.3	373	153	113	96	46	3.17
Raleigh	Aitchison	Rochester	1	0	0	0	0	0	0	.000	3.0	2	2	1	0	1	3.00
Walter	Ancker	Binghamton	2	2	0	0	0	0	1	.000	1.7	4	5	5	0	5	27.00
Ed	Bareiss	Reading	23	9	5	0	0	2	11	.154	98.0	111	78	60	49	45	5.51
Luther	Barnes	Binghamton	21	17	12	3	1	10	7	.588	150.3	148	56	48	48	32	2.87
Dean	Barnhardt	Reading	21	17	14	1	1	10	7	.588	138.3	158	73	55	55	32	3.58
George	Bausewine	Jersey City	1	1	0	0	0	0	1	.000	4.7	6	5	4	2	6	7.71
Johnny	Beckvermit	Binghamton	19	13	6	3	0	5	8	.385	111.0	112	49	39	36	47	3.16
Walt	Bernhardt	Rochester	5	3	2	0	0	0	3	.000	30.3	34	22	14	12	17	4.15
Harry	Biemiller	Jersey City	19	10	9	0	1	5	6	.455	119.0	117	49	31	37	62	2.34
Mike	Bills	Binghamton	1	0	0	0	0	0	0	.000	2.0	3	3	2	1	2	8.78
Godfrey	Brogan	Rochester	36	29	19	0	0	11	20	.355	241.0	246	159	110	71	132	4.11
	Brooks	Binghamton	1	1	0	0	0	0	0	.000	8.0	4	1	1	4	2	1.13
Frank	Brower	Reading	6	3	2	0	0	1	3	.250	30.3	40	24	20	18	13	5.93
Mike	Brown	Reading	46	36	29	1	1	17	20	.459	305.0	297	139	100	130	115	2.95
Fred	Bruck	Bing/JC	6	6	1	0	0	1	3	.250	22.7	27	23	20	7	14	7.94
Lefty	Burke	Reading	1	1	0	0	0	0	1	.000	6.0	3	2	2	0	4	3.00
Ed	Carris	Rochester	1	0	0	0	0	0	0	.000	5.0	3	2	2	1	4	3.60
Hal	Cleary	Newark	1	1	0	0	0	0	1	.000	7.0	8	8	6	2	2	7.71
Jack	Clifford	Rochester	32	30	28	3	0	15	16	.484	254.7	273	114	68	86	70	2.40
John	Cockill	Jersey City	1	1	0	0	0	0	0	.000	3.0	4	4	3	1	3	9.00
	Connifrey	Rochester	1	1	0	0	0	0	0	.000	3.0	7	4	4	0	2	12.00
Lefty	Costello	Baltimore	4	1	0	0	0	0	1	.000	13.0	14	8	6	3	6	4.15
	Craft	Jersey City	1	0	0	0	0	0	0	.000	4.0	5	7	4	1	3	9.00
Manuel	Cueto	Rochester	1	0	0	0	0	0	0	.000	1.0	0	0	0	0	0	0.00
Walter	DeVitalis	Jersey City	8	8	7	1	0	4	3	.571	61.0	60	22	14	23	20	2.07
Hal	Diviney	Buffalo	28	22	16	1	2	11	11	.500	190.3	194	90	44	73	59	2.08
Bill	Donohue	Read/Bing/Read	28	16	12	2	1	4	11	.267	158.3	173	107	72	46	84	4.09
Harry	Donovan	Binghamton	36	21	15	1	0	11	14	.440	213.0	213	124	101	85	84	4.27
Jack	Dunn, Sr	Baltimore	1	0	0	0	0	0	0	.000	1.0	5	5	5	0	1	45.00
Joe	Engle	Jersey City	1	1	0	0	0	0	0	.000	2.3	0	2	2	2	6	7.71
Jack	Enright	Nwk/JC	10	2	0	0	0	0	3	.000	27.3	26	22	18	5	30	5.93
Joe	Faircloth	Binghamton	6	3	0	0	0	0	3	.000	18.7	29	17	15	3	4	7.23
Harry	Frank	Baltimore	49	19	13	0	7	24	8	.750	256.3	266	115	79	78	53	2.77
Chippy	Gaw	Buf/Nwk	24	19	11	0	0	8	8	.500	160.0	171	70	50	41	37	2.81
Joe	Gingras	Binghamton	11	8	4	0	0	3	4	.429	64.3	72	38	33	19	33	4.62
Eusebio	Gonzalez	Toronto	1	0	0	0	0	0	0	.000	1.0	0	0	0	0	0	0.00
Ray	Gordinier	Buffalo	14	9	8	1	1	7	3	.700	98.3	49	25	15	44	44	1.37
Andrew	Gray	Rochester	1	0	0	0	0	0	0	.000	2.0	6	5	3	0	3	13.50
Hal	Haid	Jersey City	1	1	1	0	0	0	1	.000	8.0	7	2	2	2	6	2.25
Jack	Harper	Binghamton	21	17	11	1	2	7	7	.500	140.7	134	64	44	65	50	2.82
Jimmy	Harschar	Buffalo	28	25	18	3	0	11	13	.458	217.7	238	114	57	52	66	2.36
Bob	Heck	Toronto	32	30	17	1	1	17	10	.630	225.0	214	102	73	83	88	2.92
Harry	Heitman	Rochester	21	19	15	3	0	7	11	.389	141.0	155	73	52	53	76	3.32
Allen	Herbert	Baltimore	5	3	1	0	0	1	0	1.000	20.0	13	8	3	4	8	1.35
Melvin	Herbst	Buffalo	1	0	0	0	0	0	0	.000	5.0	8	5	2	1	4	4.05
Bugs	Hersche	Toronto	35	20	16	3	4	14	5	.737	199.0	201	88	69	99	63	3.12
Festus	Higgins	Binghamton	34	23	18	0	3	16	12	.571	227.7	216	99	72	58	97	2.85
Cliff	Hill	Baltimore	24	19	12	3	0	12	4	.750	161.7	166	74	56	35	53	3.12
Bill	Hoar	Reading	1	1	0	0	0	0	1	.000	6.0	9	4	4	4	2	6.00
Bill	Hubbell	Toronto	35	29	22	5	2	17	11	.607	258.0	211	76	55	90	41	1.92
	Hughes	Jersey City	1	1	1	0	0	0	1	.000	9.0	9	7	4	3	9	4.00
Lee	Jackson	Reading	2	1	0	0	0	0	1	.000	9.0	10	6	5	2	6	5.00
Aicer	Jensen	Newark	12	9	4	0	0	3	5	.375	75.0	73	34	27	19	32	3.24
Ellis	Johnson	Baltimore	8	7	3	1	0	2	2	.500	40.7	45	44	33	14	41	7.30
Johnny	Jones	Toronto	32	27	21	2	0	14	10	.583	217.7	206	96	68	81	72	2.81

First	Last	Team	G	GS	CG	ShO	Sv	W	L	Pct.	IP	H	R	ER	K	BB	ERA
Rip	Jordan	Buffalo	28	26	22	7	0	15	10	.600	225.0	166	63	36	98	47	1.44
Hal	Justin	Toronto	35	19	13	3	2	15	9	.625	200.0	214	95	70	55	60	3.15
Dave	Keefe	Reading	33	25	19	1	1	9	17	.346	226.0	229	123	93	101	65	3.70
George	Kelly	Rochester	1	0	0	0	0	1	0	1.000	3.0	2	0	0	4	2	0.00
Ben	Kingston	Jersey City	1	0	0	0	0	0	0	.000	5.0	15	5	5	2	0	9.00
Rudy	Kneisch	Baltimore	26	21	13	2	1	10	8	.556	147.0	145	80	55	33	56	3.37
Bill	Lamar	Rochester	1	0	0	0	0	0	0	.000	5.0	4	5	2	0	6	3.60
Bert	Lewis	Baltimore	3	1	0	0	0	0	1	.000	25.3	25	16	7	6	9	2.49
Rex	Longacre	Reading	1	1	0	0	0	0	1	.000	6.7	11	10	7	0	7	9.45
Paddy	Lyons	Newark	34	15	9	1	2	6	7	.462	180.0	168	72	62	42	54	3.10
Bill	Maloney	Jersey City	5	4	1	0	0	0	3	.000	28.7	34	20	14	7	16	4.40
John	Manners	Jersey City	4	0	0	0	0	1	0	1.000	14.0	14	5	4	0	4	2.57
Cy	Marshall	Buffalo	10	8	5	1	0	4	3	.571	65.0	79	39	9	17	16	1.25
Pat	Martin	Binghamton	27	25	20	3	1	17	7	.708	221.0	169	75	62	137	77	2.52
Dick	McCabe	Bing/Nwk	35	30	25	4	1	15	16	.484	275.3	271	121	79	104	48	2.58
William	McKenty	Newark	3	2	1	0	0	0	2	.000	12.0	19	9	6	4	6	4.50
George	Miller	Jersey City	9	5	2	0	0	2	4	.333	49.7	58	31	21	22	30	3.81
Bill	Morrisette	Jersey City	19	17	15	0	0	5	13	.278	148.3	151	81	47	61	54	2.85
Joe	Nagle	Rochester	1	0	0	0	0	0	0	.000	2.0	1	0	0	0	2	0.00
Bill	Newton	Baltimore	20	16	6	0	0	6	7	.462	114.7	126	78	62	52	48	4.87
Jack	Ogden	Rochester	26	23	19	2	1	10	12	.455	187.7	196	111	50	99	68	2.40
Mickey	O'Neill	Rochester	1	1	0	0	0	0	1	.000	1.0	4	6	6	0	3	54.00
Rube	Pamham	Baltimore	44	39	32	2	1	28	11	.718	346.7	294	127	95	183	104	2.47
Alex	Peterson	Toronto	36	24	15	2	1	15	12	.556	223.3	207	89	59	81	85	2.38
Cy	Pieh	Newark	2	2	0	0	0	1	1	.500	5.3	3	4	3	1	7	5.06
Norman	Plitt	Reading	9	9	4	0	0	0	7	.000	60.7	79	48	34	23	26	5.04
Bill	Powers	Jersey City	1	0	0	0	0	0	0	.000	3.0	7	6	4	0	1	12.00
Walt	Ralinger	Rochester	1	0	0	0	0	0	0	.000	3.0	2	2	1	2	2	3.00
Bill	Ritter	Reading	1	0	0	0	0	0	0	.000	5.0	4	1	1	2	4	1.80
Eddie	Rommel	Newark	41	36	30	7	0	22	14	.611	307.7	281	135	85	76	73	2.49
Frank	Rose	Buffalo	5	3	1	0	0	0	2	.000	23.7	25	17	13	4	10	4.94
Lefty	Russell	Jersey City	10	8	5	0	0	1	7	.125	61.0	75	40	24	18	24	3.54
Rosy	Ryan	Buffalo	27	23	20	2	0	16	8	.667	204.0	185	83	31	84	71	1.37
Al	Schacht	Jersey City	40	34	32	9	2	19	17	.528	318.0	293	121	69	95	57	1.95
Ed	Schorr	Newark	2	2	0	0	0	1	1	.500	6.0	9	5	4	1	1	6.00
Charlie	See	Rochester	12	12	11	0	0	5	6	.455	104.3	85	51	36	62	41	3.11
Socks	Seibold	Baltimore	16	15	12	1	0	10	5	.667	123.0	99	51	44	68	60	3.22
Red	Shea	Newark	37	31	22	3	1	13	19	.406	265.0	257	126	87	72	68	2.95
Ed	Smith	Jersey City	2	0	0	0	0	0	0	.000	4.0	7	4	2	0	2	4.50
Polly	Snyder	Reading	2	0	0	0	0	0	0	.000	5.3	7	9	4	0	5	6.75
Lyle	Springer	Rochester	1	0	0	0	0	0	0	.000	6.7	16	10	9	1	2	12.15
Sterling	Stryker	Newark	25	14	7	1	0	5	12	.294	124.7	112	55	32	47	39	2.31
Bob	Stubbing	Jersey City	2	0	0	0	0	0	0	.000	9.7	8	5	3	1	3	2.79
Jim	Sullivan	Baltimore	2	2	2	0	0	0	2	.000	18.0	14	11	10	8	5	5.00
Ross	Swartz	Reading	8	4	2	0	0	2	0	1.000	32.7	31	28	15	16	25	4.13
Bob	Tecarr	Jersey City	10	7	4	0	0	4	1	.800	54.3	55	19	6	22	20	0.99
George	Terhune	Newark	5	3	1	0	0	1	2	.333	20.3	18	14	9	10	11	3.98
Tommy	Thomas	Buffalo	36	27	19	2	0	16	13	.552	242.7	223	100	58	112	95	2.15
Harry	Thompson	Baltimore	5	5	4	0	0	4	0	1.000	44.7	48	18	14	12	7	2.82
Dan	Tipple	Jersey City	10	10	5	0	0	2	8	.200	65.7	77	39	28	22	40	3.84
John	Watson	Baltimore	4	1	1	0	0	3	0	1.000	15.7	22	7	6	8	9	3.45
Lefty	Weinert	Reading	34	26	12	2	2	9	15	.375	200.0	204	147	105	97	96	4.73
Eddie	Williams	Buffalo	1	0	0	0	0	0	0	.000	4.3	7	4	3	2	5	6.31
Hooks	Wiltse	Buffalo	2	0	0	0	0	0	1	.000	4.0	8	3	1	0	2	2.63
Rube	Zellars	Jersey City	38	35	30	3	1	13	22	.371	302.0	281	124	70	136	94	2.09

Pitchers with Two or more Clubs:

First	Last	Team	G	GS	CG	ShO	Sv	W	L	Pct.	IP	H	R	ER	K	BB	ERA
Player		Team	G	GS	CG	ShO	Sv	W	L	Pct.	IP	H	R	ER	K	BB	ERA
Fred	Bruck	Binghamton	2	2	0	0	0	0	0	.000	1.7	4	9	9	1	7	48.60
Fred	Bruck	Jersey City	4	4	1	0	0	1	3	.250	21.0	23	14	11	6	7	4.71
Bill	Donohue	Reading	19	11	8	1	1	1	9	.100	115.7	126	78	60	36	59	4.67
Bill	Donohue	Binghamton	9	5	4	1	0	3	2	.600	42.7	47	29	12	10	25	2.53
Jack	Enright	Newark	6	0	0	0	0	0	1	.000	16.3	12	12	9	3	19	4.96
Jack	Enright	Jersey City	4	2	0	0	0	0	2	.000	11.0	14	10	9	2	11	7.36
Chippy	Gaw	Buffalo	7	5	2	0	0	1	3	.250	40.7	59	27	19	14	11	4.20
Chippy	Gaw	Newark	17	14	9	0	0	7	5	.583	119.3	112	43	31	27	26	2.34
			24	19	11	0	0	8	8	0.8	160.0	171	70	50	41	37	
Dick	McCabe	Binghamton	10	9	7	1	1	3	6	.333	75.3	70	45	29	28	15	3.46
Dick	McCabe	Newark	25	21	18	3	0	12	10	.545	200.0	201	76	50	76	33	2.25

Batting by Club:

First	Last	100-49	.671	Positions	G	AB	R	H	1B	2B	3B	HR	RBI	SB	AVG
Fritz	Maisel	Baltimore		3b	145	590	134	192	141	43	7	1	70	59	.325
Merwin	Jacobson	Baltimore		of	149	582	117	201	148	36	13	4	79	37	.345
Joe	Boley	Baltimore		ss	137	512	70	150	117	19	13	1	55	10	.293
Johnny	Honig	Baltimore		of	133	507	81	158	116	27	9	6	67	16	.312
Otis	Lawry	Baltimore		of-2b-3b	133	491	128	176	152	11	11	2	61	56	.358
Max	Bishop	Baltimore		2b-1b-of-3b	126	445	70	119	93	16	9	1	43	17	.267
Jack	Bentley	Baltimore		1b	92	373	51	124	80	23	10	11	66	5	.332
Ben	Egan	Baltimore		c	70	236	31	60	49	7	1	3	24	6	.254
Wade	Lefler	Baltimore		c-of-1b	79	236	37	69	57	10	1	1	24	5	.292
Ray	Morgan	Baltimore		2b	43	162	26	41	33	7	1	0	14	4	.253
Alex	Schaufele	Baltimore		c	57	156	21	36	28	6	2	0	13	2	.231
Mickey	Doolin	Baltimore		2b-ss	44	155	13	39	30	9	0	0	13	6	.252
Rube	Parnham	Baltimore		p	53	146	15	37	26	5	2	4	20	1	.253
Harry	Frank	Baltimore		p	49	95	9	13	12	1	0	0	4	1	.137
Sumpter	Clarke	Baltimore		of-1b-2b	32	92	13	24	21	3	0	0	7	2	.261
Cliff	Hill	Baltimore		p-of	26	62	8	14	11	2	1	0	5	0	.226
Rudy	Kneisch	Baltimore		p	26	51	4	7	5	0	2	0	3	0	.137
Socks	Seibold	Baltimore		p-of	19	49	8	13	12	1	0	0	4	3	.265
Bill	Newton	Baltimore		p	20	40	2	10	9	1	0	0	3	0	.250
Harry	Thompson	Baltimore		p-of	11	25	11	9	6	1	0	2	7	0	.360
Buck	Elliott	Baltimore		ss	7	22	3	4	3	1	0	0	1	2	.182
Jack	Dunn Jr.	Baltimore		of	7	13	4	3	3	0	0	0	1	1	.231
Ellis	Johnson	Baltimore		p	8	12	1	2	2	0	0	0	1	0	.167
Allen	Herbert	Baltimore		p	5	7	0	1	1	0	0	0	0	0	.143
Bert	Lewis	Baltimore		p	3	7	0	1	1	0	0	0	0	0	.143
John	Watson	Baltimore		p	4	7	2	3	2	1	0	0	1	0	.429
Jim	Sullivan	Baltimore		p	2	4	0	1	1	0	0	0	0	0	.250
Lefty	Costello	Baltimore		p	4	3	0	0	0	0	0	0	0	0	.000
Jack	Dunn Sr.	Baltimore		3b-p	2	1	0	0	0	0	0	0	0	0	.000

First	Last	92-57	.617	Positions	G	AB	R	H	1B	2B	3B	HR	RBI	SB	AVG
George	Whiteman	Toronto		of	149	596	100	176	122	42	8	4	71	24	.295
Eusebio	Gonzales	Toronto		ss-3b-2b-p	146	519	105	126	99	23	4	0	43	30	.243
Jack	Onslow	Toronto		1b	141	487	71	148	116	25	7	0	51	28	.304
Andy	Anderson	Toronto		2b-of-3b-ss	135	468	49	123	97	15	8	3	48	13	.263
Billy	Purtell	Toronto		3b-2b	110	381	46	102	94	7	1	0	30	15	.268
Gus	Sandberg	Toronto		c-of	110	337	38	89	67	17	2	3	36	3	.264
Clint	Breckenridge	Toronto		of	82	270	34	58	56	1	1	0	17	13	.215
Al	McInnis	Toronto		2-1-s-o-3	96	269	24	63	56	7	0	0	19	14	.234
Bill	Holden	Toronto		of	68	244	32	64	39	14	6	5	34	6	.262
Benny	Purtell	Toronto		ss-3b-of	67	198	26	32	28	4	0	0	10	6	.162
Vern	Spencer	Toronto		of	46	175	30	54	40	12	2	0	19	10	.309
Frank	Schulte	Toronto		of	48	161	26	48	34	6	2	6	27	5	.298
Jake	Deufel	Toronto		c-2b-ss-of	56	149	20	31	24	5	2	0	11	2	.208
Bugs	Hersche	Toronto		p-of-3b-ss	40	86	6	17	12	3	1	1	8	1	.198
Bill	Hubbell	Toronto		p	35	85	6	14	12	1	0	1	6	1	.165
Bob	Heck	Toronto		p	33	77	4	11	9	2	0	0	4	0	.143
Hal	Justin	Toronto		p	36	74	4	15	12	3	0	0	5	1	.203
Johnny	Jones	Toronto		p	32	72	5	13	11	2	0	0	4	0	.181
Alex	Peterson	Toronto		p	37	72	3	7	7	0	0	0	2	0	.097
John	Haddock	Toronto		c-3b	11	32	1	3	3	0	0	0	1	0	.094
	Schott	Toronto		of-2b	7	12	0	3	3	0	0	0	1	1	.250
George	Gibson	Toronto		c	2	8	1	2	2	0	0	0	1	0	.250
	Simpson	Toronto		c	2	2	0	0	0	0	0	0	0	0	.000

First	Last	81-67 .547	Positions	G	AB	R	H	1B	2B	3B	HR	RBI	SB	AVG
Don	Donelson	Buffalo	of	146	574	95	144	113	22	6	3	54	18	.251
Ed	Barney	Buffalo	of	148	557	91	153	135	10	6	2	51	36	.275
Chick	Keating	Buffalo	ss	148	548	69	144	124	19	1	0	45	36	.263
Bill	McCarren	Buffalo	3b	139	476	73	132	94	26	10	2	52	15	.277
Bucky	Harris	Buffalo	2b	120	441	69	123	98	16	7	2	45	27	.279
Lee	Strait	Buffalo	of-1b-3b	119	430	72	146	98	34	7	7	66	16	.340
Hooks	Wiltse	Buffalo	1b-p	124	417	53	109	96	10	3	0	34	9	.261
Benny	Benough	Buffalo	c-1b	102	348	37	96	73	18	4	1	35	4	.276
Joe	Casey	Buffalo	c	82	250	25	73	62	7	3	1	25	2	.292
Charley	Loudenslager	Buffalo	of-2b-3b-1b	60	193	17	51	43	4	4	0	17	4	.264
Al	Carlstrom	Buffalo	of-1b-2b	38	141	15	36	34	2	0	0	10	7	.255
Tommy	Thomas	Buffalo	p-of	37	94	8	17	14	3	0	0	5	1	.181
Jimmy	Harschar	Buffalo	p-of	35	93	9	28	21	6	0	1	11	0	.301
Hal	Deviney	Buffalo	p-of-1b	35	82	4	22	19	2	1	0	7	0	.268
Rip	Jordan	Buffalo	p	28	81	6	14	11	3	0	0	5	1	.173
Rosy	Ryan	Buffalo	p-2b-of	31	72	4	11	11	0	0	0	3	0	.153
Hal	Janvrin	Buffalo	2b	10	37	4	8	8	0	0	0	2	1	.216
Ray	Gordinier	Buffalo	p	14	34	2	6	6	0	0	0	2	0	.176
Cy	Marshall	Buffalo	p-of	12	24	1	2	2	0	0	0	1	1	.083
Chippy	Gaw	Buffalo	p	7	16	1	2	1	1	0	0	1	0	.125
Frank	Rose	Buffalo	p	5	8	0	0	0	0	0	0	0	0	.000
Harry	Manning	Buffalo	c	3	5	0	1	1	0	0	0	0	0	.200
Melvin	Herbst	Buffalo	p	1	4	1	2	2	0	0	0	1	0	.500
Jimmy	Hudgins	Buffalo	of	1	2	0	0	0	0	0	0	0	0	.000
Eddie	Williams	Buffalo	p	1	2	0	0	0	0	0	0	0	0	.000
John	Blake	Buffalo	of	1	1	0	0	0	0	0	0	0	0	.000

First	Last	75-71 .514	Positions	G	AB	R	H	1B	2B	3B	HR	RBI	SB	AVG
Frank	O'Rourke	Binghamton	ss	140	563	91	163	126	26	9	2	60	32	.290
Jim	Riley	Binghamton	of	146	561	71	163	143	10	10	0	52	18	.291
Joe	Shannon	Binghamton	of	141	509	63	141	95	30	15	1	57	17	.277
Polly	McLary	Binghamton	1b-2b	141	483	85	158	118	24	13	3	62	20	.327
Frank	Ellerbe	Binghamton	3b-2b-ss	114	413	56	120	79	21	13	7	59	6	.291
Chick	Hartman	Binghamton	2b	102	368	51	89	80	5	3	1	29	15	.242
Frank	Schulte	Binghamton	of	84	284	40	64	49	9	4	2	26	15	.225
Harry	Smith	Binghamton	c	94	275	41	74	54	13	5	2	30	15	.269
Bill	Fischer	Binghamton	c-1b-3b	73	240	42	85	70	11	3	1	30	11	.354
Pat	Gillespie	Binghamton	3b-2b-ss-of	56	166	12	31	28	3	0	0	9	3	.187
Bill	Holden	Binghamton	of	42	143	26	44	29	9	4	2	20	5	.308
Pete	Sheilds	Binghamton	3b-ss-of	35	102	15	26	19	4	0	3	14	2	.255
Pat	Martin	Binghamton	p	27	82	7	19	15	4	0	0	6	0	.232
Harry	Donavan	Binghamton	p	36	75	4	15	8	6	1	0	6	0	.200
John	Haddock	Binghamton	c-1b-of	24	73	6	12	11	1	0	0	4	0	.164
Festus	Higgins	Binghamton	p-of	35	71	7	13	11	1	1	0	4	2	.183
Jack	Harper	Binghamton	p	21	57	8	19	16	2	1	0	6	1	.333
Dan	Costello	Binghamton	of-1b	18	56	5	15	14	1	0	0	4	1	.268
Luther	Barnes	Binghamton	p	21	50	2	8	6	1	1	0	3	0	.160
Johnny	Beckvermit	Binghamton	p	20	35	3	4	3	1	0	0	1	0	.114
Dick	McCabe	Binghamton	p	10	29	3	6	5	1	0	0	2	0	.207
Joe	Gingras	Binghamton	p	11	27	0	6	5	1	0	0	2	1	.222
Bill	Donahue	Binghamton	p	9	18	0	4	3	1	0	0	1	0	.222
Bill	Kay	Binghamton	of	5	13	0	4	3	1	0	0	1	0	.308
Joe	Faircloth	Binghamton	p	6	9	0	0	0	0	0	0	0	0	.000
John	Keating	Binghamton	c	1	4	0	0	0	0	0	0	0	0	.000
	Brooks	Binghamton	p	1	3	0	0	0	0	0	0	0	0	.000
Walter	Ancker	Binghamton	p	2	1	0	0	0	0	0	0	0	0	.000

Fred	Bruck	Binghamton	p	2	1	1	1	1	0	0	0	0	0	1.000
Mike	Bills	Binghamton	p	2	0	1	0	0	0	0	0	0	0	.000

First	Last	71-80	.470	Positions	G	AB	R	H	1B	2B	3B	HR	RBI	SB	AVG
Ed	Miller	Newark	1b-2b	149	538	107	155	112	31	9	3	61	57	.288	
Joe	Letter	Newark	of	143	524	76	138	104	19	13	2	54	24	.263	
Jack	Jacobs	Newark	of-c-2b	145	481	80	131	99	25	6	1	48	30	.272	
Joe	Sargent	Newark	ss	125	433	44	104	71	25	8	0	39	10	.240	
Frank	Bruggy	Newark	c-1b-of	126	417	57	126	95	24	5	2	47	29	.302	
Ted	Cather	Newark	of-3b	104	387	41	82	65	15	2	0	27	15	.212	
Joe	McAlpin	Newark	3b-ss	85	279	30	67	58	7	1	1	23	7	.240	
Gene	Walsh	Newark	2b-3b	69	237	33	59	51	5	3	0	19	9	.249	
Tom	Madden	Newark	c	67	179	19	39	30	7	1	1	15	5	.218	
Snooks	Dowd	Newark	2b-ss-3b	44	158	22	53	44	9	0	0	17	8	.335	
Eddie	Rommel	Newark	p-o-3-s-2	61	143	14	26	21	2	3	0	9	0	.182	
Jimmy	Cooks	Newark	2b-ss-3b	38	124	12	24	21	1	2	0	8	2	.194	
Walter	Shay	Newark	2b-3b	29	99	11	17	17	0	0	0	5	6	.172	
Bob	Davis	Newark	2b-3b-of-ss	33	85	7	18	13	3	2	0	7	1	.212	
Red	Shea	Newark	p	37	85	8	8	6	2	0	0	3	0	.094	
Hal	Denke	Newark	of-1b	30	83	9	21	18	3	0	0	7	4	.253	
Dick	McCabe	Newark	p	26	70	2	12	10	2	0	0	4	0	.171	
Frank	Powers	Newark	of-1b	24	64	6	15	9	2	3	1	8	1	.234	
Paddy	Lyons	Newark	p	34	61	2	8	6	2	0	0	3	0	.131	
Sterling	Stryker	Newark	p	26	45	2	7	4	0	3	0	4	0	.156	
Jimmy	Hudgins	Newark	of-c-1b	11	41	3	8	8	0	0	0	2	0	.195	
Bill	Zimmerman	Newark	of	14	40	10	11	8	3	0	0	4	0	.275	
Dick	Breen	Newark	2b	12	34	4	9	9	0	0	0	2	2	.265	
Chippy	Gaw	Newark	p	18	34	3	6	6	0	0	0	2	0	.176	
	Allen	Newark	3b-of	8	29	6	9	6	1	2	0	4	0	.310	
Al	Stark	Newark	3b-ss	10	28	2	4	4	0	0	0	1	0	.143	
Aicer	Jensen	Newark	p	12	27	0	2	2	0	0	0	1	0	.074	
Tom	Downey	Newark	3b	5	16	2	4	4	0	0	0	1	0	.250	
George	Spiers	Newark	2b-ss	2	8	0	0	0	0	0	0	0	0	.000	
	Duffy	Newark	ss-2b	4	6	0	1	1	0	0	0	0	0	.167	
George	Terhune	Newark	p	5	6	0	1	1	0	0	0	0	0	.167	
Jack	Enright	Newark	p	6	5	0	1	0	1	0	0	1	0	.200	
	McKenty	Newark	p	4	4	0	1	0	1	0	0	1	0	.250	
Lance	Richbourg	Newark	3b	1	4	0	0	0	0	0	0	0	0	.000	
Hal	Cleary	Newark	p	1	2	0	1	0	1	0	0	1	0	.500	
Cy	Pieh	Newark	p	2	2	1	1	1	0	0	0	0	0	.500	
Ed	Schorr	Newark	p	2	1	0	0	0	0	0	0	0	0	.000	

First	Last	66-84	.440	Positions	G	AB	R	H	1B	2B	3B	HR	RBI	SB	AVG
Jose	Rodriguez	Rochester	ss-3b-1b	139	536	73	142	125	14	3	0	44	17	.265	
Joe	Nagle	Rochester	3b-2b-ss-p	141	507	42	134	115	12	6	1	45	11	.264	
Mickey	O'Neill	Rochester	c-of-p	119	381	42	94	82	8	4	0	30	4	.247	
George	Kelly	Rochester	1b-3b-p	103	376	72	138	86	23	14	15	80	21	.367	
Charlie	See	Rochester	of-p	78	296	54	114	85	17	7	5	49	11	.385	
Jack	Kost	Rochester	of-1b-3b-2b	74	263	32	62	51	6	5	0	21	7	.236	
Ed	Carris	Rochester	c-o-2-1-p	60	223	20	49	41	8	0	0	15	5	.220	
Wid	Matthews	Rochester	of	57	208	25	43	39	3	1	0	13	10	.207	
Al	Schweitzer	Rochester	of	63	197	25	58	43	12	1	2	23	4	.294	
Walt	Ralinger	Rochester	of-p	56	179	19	43	37	4	2	0	14	9	.240	
Bill	Lamar	Rochester	of-1b-p	44	177	32	65	49	9	4	3	28	13	.367	
Tom	Long	Rochester	3b	39	165	22	56	46	7	3	0	19	3	.339	
Manuel	Cueto	Rochester	of-ss-2b-p	46	162	27	56	43	11	2	0	19	11	.346	
Robert	Orr	Rochester	2b	37	141	12	32	27	4	1	0	10	13	.227	

Harry	Heitman	Rochester	o-p-2-3-s	48	137	9	33	29	2	2	0	11	0	.241
Jose	Acosta	Rochester	p-of	44	113	4	14	8	3	3	0	6	2	.124
Godfrey	Brogan	Rochester	p-of	44	109	10	24	20	1	3	0	8	1	.220
Ginger	Shinault	Rochester	c-2b-of-3b	41	101	10	23	20	1	1	1	9	2	.228
Jack	Clifford	Rochester	p	32	93	8	21	17	4	0	0	7	1	.226
Herb	Moran	Rochester	of	22	86	16	18	16	1	1	0	6	1	.209
Clarence	Pitt	Rochester	of	24	84	6	21	18	3	0	0	7	5	.250
Jack	Ogden	Rochester	p	26	79	4	17	16	1	0	0	5	0	.215
Matt	Donohue	Rochester	1b	25	68	8	19	15	4	0	0	6	0	.279
Gene	Walsh	Rochester	3b-2b-ss-of	21	57	9	15	12	3	0	0	5	2	.263
John	Blake	Rochester	of	15	52	3	12	12	0	0	0	3	3	.231
Norman	Reeves	Rochester	of	13	51	3	16	14	2	0	0	5	2	.314
Guy	Rodey	Rochester	2b	12	43	2	9	8	1	0	0	3	1	.209
Louis	Raymond	Rochester	3b	11	39	4	13	11	2	0	0	4	2	.333
Cliff	Brady	Rochester	ss	8	32	3	6	4	1	0	1	4	1	.188
Andrew	Gray	Rochester	c-of-p	12	29	2	5	5	0	0	0	1	0	.172
Walt	Bernhardt	Rochester	p	6	12	1	4	3	1	0	0	1	1	.333
	Driscoll	Rochester	of	2	9	0	3	3	0	0	0	1	0	.333
Raleigh	Aitchison	Rochester	of-p	2	5	1	1	1	0	0	0	0	0	.200
Lyle	Springer	Rochester	p	1	2	1	0	0	0	0	0	0	0	.000
	Connifrey	Rochester	p	1	1	0	0	0	0	0	0	0	0	.000
Manny	Freeman	Rochester	ph	1	1	0	0	0	0	0	0	0	0	.000

First	Last	57-92	.383	Positions	G	AB	R	H	1B	2B	3B	HR	RBI	SB	AVG
Frank	Wigglesworth	Jersey City		of	148	542	65	154	116	22	15	1	58	8	.284
Paddy	Baumann	Jersey City		2b-3b	136	516	74	157	132	20	4	1	52	22	.304
Tom	DeNoville	Jersey City		1b	98	364	33	88	72	11	5	0	30	6	.242
Joe	Cobb	Jersey City		of-c-1b	100	324	35	74	49	14	6	5	37	8	.228
Ed	Moore	Jersey City		ss-3b-2b	87	316	26	66	54	9	3	0	22	5	.209
Frank	Kane	Jersey City		of	88	298	36	84	69	6	6	3	33	9	.282
Tom	Fitzsimmons	Jersey City		3b-of	69	265	22	69	61	7	1	0	21	4	.260
Harry	Beimiller	Jersey City		s-p-3-2-o-1	84	254	19	39	28	8	1	2	17	4	.154
Al	Schweitzer	Jersey City		of	65	214	25	61	53	6	2	0	19	11	.285
Jimmy	Hudgins	Jersey City		c	71	208	13	48	41	5	2	0	15	3	.231
Billy	Zitzmann	Jersey City		of-1b-2b-ss	60	205	28	51	45	3	3	0	16	11	.249
Joe	Hyde	Jersey City		c	57	154	19	32	26	5	0	1	12	2	.208
Tom	Downey	Jersey City		3b	35	133	12	35	29	4	2	0	12	3	.263
Rube	Zellers	Jersey City		p-of	47	123	11	28	21	5	2	0	10	1	.228
Al	Schacht	Jersey City		p-1b	42	116	7	23	22	1	0	0	7	1	.198
Jimmy	Sharp	Jersey City		2b-of-ss-1b	30	102	9	21	17	3	1	0	7	1	.206
Lew	Wendell	Jersey City		1b	20	72	7	16	12	3	1	0	6	0	.222
Jack	Berrigan	Jersey City		ss	18	61	6	12	11	1	0	0	4	2	.197
Bill	Morrisette	Jersey City		p	19	60	3	12	8	1	2	1	7	1	.200
Gene	Foley	Jersey City		of	14	45	7	15	14	1	0	0	4	4	.333
Lefty	Russell	Jersey City		p-1b	20	44	2	9	6	2	1	0	4	0	.205
Allen	Josephs	Jersey City		ss	9	36	4	6	6	0	0	0	2	1	.167
	Carroway	Jersey City		of	9	30	0	5	5	0	0	0	1	1	.167
Phil	Cooney	Jersey City		2b	8	30	4	6	5	1	0	0	2	2	.200
Ben	Kingston	Jersey City		of-p	16	30	4	9	8	1	0	0	3	0	.300
Bob	Burman	Jersey City		c-of	11	29	2	7	5	2	0	0	2	1	.241
Dan	Tipple	Jersey City		p	10	23	0	3	2	1	0	0	1	0	.130
Walter	DeVitalis	Jersey City		p	8	22	1	3	3	0	0	0	1	0	.136
Bill	Estes	Jersey City		of-1b	6	20	4	8	6	1	1	0	3	1	.400
	Murphy	Jersey City		1b	5	20	1	3	2	0	1	0	1	0	.150
Bob	Tecarr	Jersey City		p	10	19	2	5	4	1	0	0	2	1	.263
George	Miller	Jersey City		p	9	16	1	3	2	1	0	0	1	0	.188
Edgar	Collins	Jersey City		of	5	12	0	1	1	0	0	0	0	0	.083
Jim	Shannon	Jersey City		ss	5	12	2	4	3	1	0	0	1	0	.333
Sam	Lennox	Jersey City		of-3b-ss	3	11	1	3	2	1	0	0	1	0	.273
George	Bausewine	Jersey City		1b-p	3	10	0	2	2	0	0	0	1	0	.200

Bill	Maloney	Jersey City	p	5	10	0	1	1	0	0	0	0	0	.100
George	Nuhn	Jersey City	1b	2	8	2	2	1	0	1	0	1	0	.250
Bill	Kelly	Jersey City	c	3	7	0	1	1	0	0	0	0	0	.143
Wild Bill	Donovan	Jersey City	1b	2	6	0	2	1	1	0	0	1	0	.333
Fred	Bruck	Jersey City	p	5	5	0	0	0	0	0	0	0	0	.000
John	Manners	Jersey City	p	4	5	0	0	0	0	0	0	0	0	.000
Jack	Enright	Jersey City	p	4	3	0	0	0	0	0	0	0	0	.000
	Grunewald	Jersey City	of	1	3	0	0	0	0	0	0	0	0	.000
Hal	Haid	Jersey City	p	1	3	0	0	0	0	0	0	0	0	.000
John	Cockhill	Jersey City	p	1	2	1	1	1	0	0	0	0	0	.500
	Hughes	Jersey City	p	1	2	0	1	1	0	0	0	0	0	.500
Ed	Smith	Jersey City	p	2	2	0	0	0	0	0	0	0	0	.000
Bob	Stubbing	Jersey City	p	2	2	1	2	2	0	0	0	1	0	1.000
Joe	Engle	Jersey City	p	1	1	0	0	0	0	0	0	0	0	.000
Bill	Powers	Jersey City	p	1	1	0	0	0	0	0	0	0	0	.000
	Craft	Jersey City	p-1	1	0	0	0	0	0	0	0	0	0	.000

First	Last	51-93	.354	Positions	G	AB	R	H	1B	2B	3B	HR	RBI	SB	AVG
Joe	Burns	Reading		of	133	519	70	142	113	20	8	1	50	20	.274
Red	Sheridan	Reading		3b-ss	144	509	53	136	103	24	7	2	51	9	.267
Bud	Weiser	Reading		of	123	457	80	140	106	24	8	2	53	22	.306
Silent John	Hummel	Reading		2b-of-1b-3b	122	432	62	138	109	22	5	2	50	8	.319
Mike	Konnick	Reading		c-1b-of	110	393	62	124	85	25	6	8	59	9	.316
Jess	Altenburg	Reading		of	100	385	54	125	97	14	12	2	48	22	.325
Mickey	Doolin	Reading		2b-ss	95	339	38	110	85	16	6	3	43	4	.324
Jimmy	Walsh	Reading		3-2-1-o-s-c	69	245	22	60	45	10	4	1	23	6	.245
Frank	Brower	Reading		1b-p	47	168	21	55	40	11	3	1	21	7	.327
Jimmy	Cooks	Reading		ss-c-2b-of	39	140	16	30	24	3	1	2	13	0	.214
Sam	Fishburn	Reading		ss	35	138	14	38	30	8	0	0	13	3	.275
Frank	Crossin	Reading		c-of	35	112	13	35	21	12	1	1	15	0	.313
Red	Dooin	Reading		c-of	38	110	10	22	18	4	0	0	7	3	.200
Mike	Brown	Reading		p-3b-of	48	108	6	26	24	0	2	0	8	1	.241
Dave	Keefe	Reading		p-of	42	97	7	15	11	3	1	0	5	0	.155
Dean	Barnhardt	Reading		p-of	42	88	8	19	14	4	1	0	7	1	.216
Jeff	Baker	Reading		ss	20	75	6	10	6	3	1	0	4	1	.133
Hal	Weafer	Reading		1b	21	75	5	16	11	5	0	0	6	1	.213
Ross	Swartz	Reading		o-p-1-2-3	28	74	12	15	14	0	1	0	5	1	.203
Lefty	Weinert	Reading		p	34	74	5	13	10	3	0	0	4	0	.176
Ed	Bareiss	Reading		p-of-1b-ss	31	49	5	10	8	2	0	0	3	0	.204
Bill	Donahue	Reading		p	19	45	6	11	7	2	1	1	6	0	.244
Norman	Plitt	Reading		p	10	27	1	3	2	1	0	0	1	0	.111
	Mills	Reading		of	4	16	2	5	4	1	0	0	2	1	.313
	Shannahan	Reading		2b-3b-ss	5	16	0	2	2	0	0	0	1	0	.125
Neil	Dougherty	Reading		c	5	13	1	2	1	0	1	0	1	0	.154
Harry	O'Donnell	Reading		c	7	13	2	3	3	0	0	0	1	0	.231
Sparky	Adams	Reading		ss	4	11	2	1	1	0	0	0	0	0	.091
Mike	Hayden	Reading		c	4	8	2	1	1	0	0	0	0	1	.125
	Roman	Reading		ss	3	7	0	0	0	0	0	0	0	0	.000
Bill	Ritter	Reading		p-of	2	6	1	2	2	0	0	0	1	0	.333
Rudy	Smoyer	Reading		2b-ss	2	5	0	0	0	0	0	0	0	1	.000
Nig	Hart	Reading		c	1	4	0	0	0	0	0	0	0	0	.000
Lee	Jackson	Reading		p	2	3	0	0	0	0	0	0	0	0	.000
Lefty	Burke	Reading		p	1	2	0	0	0	0	0	0	0	0	.000
Frank	Eckstein	Reading		ph	2	2	0	1	1	0	0	0	0	0	.500
Bill	Hoar	Reading		p	1	2	0	0	0	0	0	0	0	0	.000
Rex	Longacre	Reading		p	1	2	0	0	0	0	0	0	0	0	.000
Charles	Babbington	Reading		ph	1	1	1	1	0	0	1	0	1	0	1.000
Polly	Snyder	Reading		p	2	1	0	0	0	0	0	0	0	0	.000
	Greenlach	Reading		c	1	0	0	0	0	0	0	0	0	0	.000

Pitching by Club:

First	Last	100-49	.671	G	GS	CG	ShO	Sv	W	L	Pct.	IP	H	R	ER	K	BB	ERA
Rube	Parnham	Baltimore		44	39	32	2	1	28	11	.718	346.7	294	127	95	183	104	2.47
Harry	Frank	Baltimore		49	19	13	0	7	24	8	.750	256.3	266	115	79	78	53	2.77
Cliff	Hill	Baltimore		24	19	12	3	0	12	4	.750	161.7	166	74	56	35	53	3.12
Rudy	Kneisch	Baltimore		26	21	13	2	1	10	8	.556	147.0	145	80	55	33	56	3.37
Socks	Seibold	Baltimore		16	15	12	1	0	10	5	.667	123.0	99	51	44	68	60	3.22
Bill	Newton	Baltimore		20	16	6	0	0	6	7	.462	114.7	126	78	62	52	48	4.87
Harry	Thompson	Baltimore		5	5	4	0	0	4	0	1.000	44.7	48	18	14	12	7	2.82
Ellis	Johnson	Baltimore		8	7	3	1	0	2	2	.500	40.7	45	44	33	14	41	7.30
Bert	Lewis	Baltimore		3	1	0	0	0	0	1	.000	25.3	25	16	7	6	9	2.49
Allen	Herbert	Baltimore		5	3	1	0	0	1	0	1.000	20.0	13	8	3	4	8	1.35
Jim	Sullivan	Baltimore		2	2	2	0	0	0	2	.000	18.0	14	11	10	8	5	5.00
John	Watson	Baltimore		4	1	1	0	0	3	0	1.000	15.7	22	7	6	8	9	3.45
Lefty	Costello	Baltimore		4	1	0	0	0	0	1	.000	13.0	14	8	6	3	6	4.15
Jack	Dunn, Sr	Baltimore		1	0	0	0	0	0	0	.000	1.0	5	5	5	0	1	45.00
				149	149	99	9	9	100	49	.671	1327.7	1282	642	475	504	460	3.22

First	Last	92-57	.617	G	GS	CG	ShO	Sv	W	L	Pct.	IP	H	R	ER	K	BB	ERA
Bill	Hubbell	Toronto		35	29	22	5	2	17	11	.607	258.0	211	76	55	90	41	1.92
Bob	Heck	Toronto		32	30	17	1	1	17	10	.630	225.0	214	102	73	83	88	2.92
Alex	Peterson	Toronto		36	24	15	2	1	15	12	.556	223.3	207	89	59	81	85	2.38
Johnny	Jones	Toronto		32	27	21	2	0	14	10	.583	217.7	206	96	68	81	72	2.81
Hal	Justin	Toronto		35	19	13	3	2	15	9	.625	200.0	214	95	70	55	60	3.15
Bugs	Hersche	Toronto		35	20	16	3	4	14	5	.737	199.0	201	88	69	99	63	3.12
Eusebio	Gonzalez	Toronto		1	0	0	0	0	0	0	.000	1.0	0	0	0	0	0	0.00
				149	149	104	16	10	92	57	.617	1324.0	1253	546	394	489	409	2.68

First	Last	81-67	.547	G	GS	CG	ShO	Sv	W	L	Pct.	IP	H	R	ER	K	BB	ERA
Tommy	Thomas	Buffalo		36	27	19	2	0	16	13	.552	242.7	223	100	58	112	95	2.15
Rip	Jordan	Buffalo		28	26	22	7	0	15	10	.600	225.0	166	63	36	98	47	1.44
Jimmy	Harschar	Buffalo		28	25	18	3	0	11	13	.458	217.7	238	114	57	52	66	2.36
Rosy	Ryan	Buffalo		27	23	20	2	0	16	8	.667	204.0	185	83	31	84	71	1.37
Hal	Diviney	Buffalo		28	22	16	1	2	11	11	.500	190.3	194	90	44	73	59	2.08
Ray	Gordinier	Buffalo		14	9	8	1	1	7	3	.700	98.3	49	25	15	44	44	1.37
Cy	Marshall	Buffalo		10	8	5	1	0	4	3	.571	65.0	79	39	9	17	16	1.25
Chippy	Gaw	Buffalo		7	5	2	0	0	1	3	.250	40.7	59	27	20	14	11	4.43
Frank	Rose	Buffalo		5	3	1	0	0	0	2	.000	23.7	25	17	13	4	10	4.94
Melvin	Herbst	Buffalo		1	0	0	0	0	0	0	.000	5.0	8	5	2	1	4	4.05
Eddie	Williams	Buffalo		1	0	0	0	0	0	0	.000	4.3	7	4	3	2	5	6.31
Hooks	Wiltse	Buffalo		2	0	0	0	0	0	1	.000	4.0	8	3	1	0	2	2.63
				148	148	111	17	3	81	67	.547	1320.7	1241	570	289	501	430	1.97

First	Last	75-71	.514	G	GS	CG	ShO	Sv	W	L	Pct.	IP	H	R	ER	K	BB	ERA
Festus	Higgins	Binghamton		34	23	18	0	3	16	12	.571	227.7	216	99	72	58	97	2.85
Pat	Martin	Binghamton		27	25	20	3	1	17	7	.708	221.0	169	75	62	137	77	2.52
Harry	Donovan	Binghamton		36	21	15	1	0	11	14	.440	213.0	213	124	101	85	84	4.27
Luther	Barnes	Binghamton		21	17	12	3	1	10	7	.588	150.3	148	56	48	48	32	2.87
Jack	Harper	Binghamton		21	17	11	1	2	7	7	.500	140.7	134	64	44	65	50	2.82
Johnny	Beckvermit	Binghamton		19	13	6	3	0	5	8	.385	111.0	112	49	39	36	47	3.16
Dick	McCabe	Binghamton		10	9	7	1	1	3	6	.333	75.3	70	45	34	28	15	4.06
Joe	Gingras	Binghamton		11	8	4	0	0	3	4	.429	64.3	72	38	33	19	33	4.62
Bill	Donahue	Binghamton		9	5	4	1	0	3	2	.600	42.7	47	29	11	10	25	2.32
Joe	Faircloth	Binghamton		6	3	0	0	0	0	3	.000	18.7	29	17	15	3	4	7.23
	Brooks	Binghamton		1	1	0	0	0	0	0	.000	8.0	4	1	1	4	2	1.13
Mike	Bills	Binghamton		1	0	0	0	0	0	0	.000	2.0	3	3	2	1	2	8.78
Walter	Ancker	Binghamton		2	2	0	0	0	0	1	.000	1.7	4	5	5	0	5	27.00

Fred	Bruck	Binghamton	2	2	0	0	0	0	0	.000	1.7	4	9	9	1	7	48.60	
			146	146	97	13	8	75	71	.514	1278.0	1225	614	476	495	480	3.35	
First	Last	71-80	.470	G	GS	CG	ShO	Sv	W	L	Pct.	IP	H	R	ER	K	BB	ERA
Eddie	Rommel	Newark		41	36	30	7	0	22	14	.611	307.7	281	135	85	76	73	2.49
Red	Shea	Newark		37	31	22	3	1	13	19	.406	265.0	257	126	87	72	68	2.95
Dick	McCabe	Newark		25	21	18	3	0	12	10	.545	200.0	201	76	58	76	33	2.61
Paddy	Lyons	Newark		34	15	9	1	2	6	7	.462	180.0	168	72	62	42	54	3.10
Sterling	Stryker	Newark		25	14	7	1	0	5	12	.294	124.7	112	55	32	47	39	2.31
Chippy	Gaw	Newark		17	14	9	0	0	7	5	.583	119.3	112	43	31	27	26	2.34
Aicer	Jensen	Newark		12	9	4	0	0	3	5	.375	75.0	73	34	27	19	32	3.24
George	Terhune	Newark		5	3	1	0	0	1	2	.333	20.3	18	14	9	10	11	3.98
Jack	Enright	Newark		6	0	0	0	0	0	1	.000	16.3	12	12	9	3	19	4.96
	McKenty	Newark		3	2	1	0	0	0	2	.000	12.0	19	9	6	4	6	4.50
Hal	Cleary	Newark		1	1	0	0	0	0	1	.000	7.0	8	8	6	2	2	7.71
Ed	Schorr	Newark		2	2	0	0	0	1	1	.500	6.0	9	5	4	1	1	6.00
Cy	Pieh	Newark		2	2	0	0	0	1	1	.500	5.3	3	4	3	1	7	5.06
				150	150	101	15	3	71	80	.470	1338.7	1273	593	419	380	371	2.82

First	Last	66-84	.440	G	GS	CG	ShO	Sv	W	L	Pct.	IP	H	R	ER	K	BB	ERA
Jose	Acosta	Rochester		43	32	27	3	5	17	15	.531	320.3	373	153	113	96	46	3.17
Jack	Clifford	Rochester		32	30	28	3	0	15	16	.484	254.7	273	114	68	86	70	2.40
Godfrey	Brogan	Rochester		36	29	19	0	0	11	20	.355	241.0	246	159	110	71	132	4.11
Jack	Ogden	Rochester		26	23	19	2	1	10	12	.455	187.7	196	111	50	99	68	2.40
Harry	Heitman	Rochester		21	19	15	3	0	7	11	.389	141.0	155	73	52	53	76	3.32
Charlie	See	Rochester		12	12	11	0	0	5	6	.455	104.3	85	51	36	62	41	3.11
Walt	Bernhardt	Rochester		5	3	2	0	0	0	3	.000	30.3	34	22	14	12	17	4.15
Lyle	Springer	Rochester		1	0	0	0	0	0	0	.000	6.7	16	10	9	1	2	12.15
Ed	Carris	Rochester		1	0	0	0	0	0	0	.000	5.0	3	2	2	1	4	3.60
Bill	Lamar	Rochester		1	0	0	0	0	0	0	.000	5.0	4	5	2	0	6	3.60
George	Kelly	Rochester		1	0	0	0	0	1	0	1.000	3.0	2	0	0	4	2	0.00
Walt	Ralinger	Rochester		1	0	0	0	0	0	0	.000	3.0	2	2	1	2	2	3.00
Raleigh	Aitchison	Rochester		1	0	0	0	0	0	0	.000	3.0	2	2	1	0	1	3.00
	Connifrey	Rochester		1	1	0	0	0	0	0	.000	3.0	7	4	4	0	2	12.00
Joe	Nagle	Rochester		1	0	0	0	0	0	0	.000	2.0	1	0	0	0	2	0.00
Andrew	Gray	Rochester		1	0	0	0	0	0	0	.000	2.0	6	5	3	0	3	13.50
Mamuel	Cueto	Rochester		1	0	0	0	0	0	0	.000	1.0	0	0	0	0	0	0.00
Mickey	O'Neill	Rochester		1	1	0	0	0	0	1	.000	1.0	4	6	6	0	3	54.00
				150	150	121	11	6	66	84	.440	1314.0	1409	719	471	487	477	3.23

First	Last	57-92	.383	G	GS	CG	ShO	Sv	W	L	Pct.	IP	H	R	ER	K	BB	ERA
Al	Schacht	Jersey City		40	34	32	9	2	19	17	.528	318.0	293	121	69	95	57	1.95
Rube	Zellars	Jersey City		38	35	30	3	1	13	22	.371	302.0	281	124	70	136	94	2.09
Bill	Morrisette	Jersey City		19	17	15	0	0	5	13	.278	148.3	151	81	47	61	54	2.85
Harry	Biemiller	Jersey City		19	10	9	0	1	5	6	.455	119.0	117	49	31	37	62	2.34
Dan	Tipple	Jersey City		10	10	5	0	0	2	8	.200	65.7	77	39	28	22	40	3.84
Walter	DeVitalis	Jersey City		8	8	7	1	0	4	3	.571	61.0	60	22	14	23	20	2.07
Lefty	Russell	Jersey City		10	8	5	0	0	1	7	.125	61.0	75	40	24	18	24	3.54
Bob	Tecarr	Jersey City		10	7	4	0	0	4	1	.800	54.3	55	19	6	22	20	0.99
George	Miller	Jersey City		9	5	2	0	0	2	4	.333	49.7	58	31	21	22	30	3.81
Bill	Maloney	Jersey City		5	4	1	0	0	0	3	.000	28.7	34	20	14	7	16	4.40
Fred	Bruck	Jersey City		4	4	1	0	0	1	3	.250	21.0	23	14	11	6	7	4.71
John	Manners	Jersey City		4	0	0	0	0	1	0	1.000	14.0	14	5	4	0	4	2.57
Jack	Enright	Jersey City		4	2	0	0	0	0	2	.000	11.0	14	10	9	2	11	7.36
Bob	Stubbing	Jersey City		2	0	0	0	0	0	0	.000	9.7	8	5	3	1	3	2.79
	Hughes	Jersey City		1	1	1	0	0	0	1	.000	9.0	9	7	4	3	9	4.00
Hal	Haid	Jersey City		1	1	1	0	0	0	1	.000	8.0	7	2	2	2	6	2.25
Ben	Kingston	Jersey City		1	0	0	0	0	0	0	.000	5.0	15	5	5	2	0	9.00
George	Bausewine	Jersey City		1	1	0	0	0	0	1	.000	4.7	6	5	4	2	6	7.71
Ed	Smith	Jersey City		2	0	0	0	0	0	0	.000	4.0	7	4	2	0	2	4.50

	Craft	Jersey City	1	0	0	0	0	0	0	.000	4.0	5	7	4	1	3	9.00	
John	Cockill	Jersey City	1	1	0	0	0	0	0	.000	3.0	4	4	3	1	3	9.00	
Bill	Powers	Jersey City	1	0	0	0	0	0	0	.000	3.0	7	6	4	0	1	12.00	
Joe	Engle	Jersey City	1	1	0	0	0	0	0	.000	2.3	0	2	2	2	6	7.71	
			149	149	113	13	4	57	92	.383	1306.3	1320	622	381	465	478	2.62	
First	Last	51-93	.354	G	GS	CG	ShO	Sv	W	L	Pct.	IP	H	R	ER	K	BB	ERA
Mike	Brown	Reading		46	36	29	1	1	17	20	.459	305.0	297	139	100	130	115	2.95
Dave	Keefe	Reading		33	25	19	1	1	9	17	.346	226.0	229	123	93	101	65	3.70
Lefty	Weinert	Reading		34	26	12	2	2	9	15	.375	200.0	204	147	105	97	96	4.73
Dean	Barnhardt	Reading		21	17	14	1	1	10	7	.588	138.3	158	73	55	55	32	3.58
Bill	Donohue	Reading		19	11	8	1	1	1	9	.100	115.7	126	78	59	36	59	4.59
Ed	Bareiss	Reading		23	9	5	0	0	2	11	.154	98.0	111	78	60	49	45	5.51
Norman	Plitt	Reading		9	9	4	0	0	0	7	.000	60.7	79	48	34	23	26	5.04
Ross	Swartz	Reading		8	4	2	0	0	2	0	1.000	32.7	31	28	15	16	25	4.13
Frank	Brower	Reading		6	3	2	0	0	1	3	.250	30.3	40	24	20	18	13	5.93
Lee	Jackson	Reading		2	1	0	0	0	0	1	.000	9.0	10	6	5	2	6	5.00
Rex	Longacre	Reading		1	1	0	0	0	0	1	.000	6.7	11	10	7	0	7	9.45
Lefty	Burke	Reading		1	1	0	0	0	0	1	.000	6.0	3	2	2	0	4	3.00
Bill	Hoar	Reading		1	1	0	0	0	0	1	.000	6.0	9	4	4	4	2	6.00
Polly	Snyder	Reading		2	0	0	0	0	0	0	.000	5.3	7	9	4	0	5	6.75
Bill	Ritter	Reading		1	0	0	0	0	0	0	.000	5.0	4	1	1	2	4	1.80
				144	144	95	6	6	51	93	.354	1244.7	1319	770	564	533	504	4.08

Batting:

Official, Spalding Record

New Compilation

First	Last	Team	G	AB	R	H	IB	2B	3B	HR	SB	AVG	G	AB	R	H	IB	2B	3B	HR	SB	AVG
Jose	Acosta	Rochester	44	113	4	14	9	2	3	0	2	.124	44	113	4	14	8	3	3	0	2	.124
Sparky	Adams	Reading											4	11	2	1	1	0	0	0	0	.091
Raleigh	Aitchison	Rochester											2	5	1	1	1	0	0	0	0	.200
	Allen	Newark											8	29	6	9	6	1	2	0	0	.310
Jess	Altenburg	Reading	99	386	51	125	98	13	12	2	24	.324	100	385	54	125	97	14	12	2	22	.325
Walter	Ancker	Binghamton											2	1	0	0	0	0	0	0	0	.000
Andy	Anderson	Toronto	135	466	48	120	93	15	9	3	13	.258	135	468	49	123	97	15	8	3	13	.263
Charles	Babington	Reading											1	1	1	1	0	0	1	0	0	1.000
Jess	Baker	Reading	18	67	5	7	4	2	1	0	1	.104	20	75	6	10	6	3	1	0	1	.133
Ed	Bareiss	Reading	31	48	5	10	8	2	0	0	0	.208	31	49	5	10	8	2	0	0	0	.204
Luther	Barnes	Binghamton	21	50	2	8	6	1	1	0	0	.160	21	50	2	8	6	1	1	0	0	.160
Ed	Barney	Buffalo	148	559	91	153	136	10	5	2	35	.274	148	557	91	153	135	10	6	2	36	.275
Dean	Barnhardt	Reading	42	86	8	19	14	4	1	0	1	.221	42	88	8	19	14	4	1	0	1	.216
Paddy	Baumann	Jersey City	136	520	74	156	131	20	4	1	22	.300	136	516	74	157	132	20	4	1	22	.304
George	Bausewine	Jersey City											3	10	0	2	2	0	0	0	0	.200
Johnny	Beckvermit	Binghamton	20	37	3	5	4	1	0	0	0	.135	20	35	3	4	3	1	0	0	0	.114
Harry	Beimiller	Jersey City	82	247	19	38	26	8	2	2	4	.154	84	254	19	39	28	8	1	2	4	.154
Benny	Benough	Buffalo	103	351	37	97	75	17	4	1	4	.276	102	348	37	96	73	18	4	1	4	.276
Jack	Bentley	Baltimore	92	377	51	122	77	24	10	11	5	.324	92	373	51	124	80	23	10	11	5	.332
Walt	Bernhardt	Rochester											6	12	1	4	3	1	0	0	1	.333
Jack	Berrigan	Jersey City	18	60	6	12	11	1	0	0	2	.200	18	61	6	12	11	1	0	0	2	.197
Mike	Bills	Binghamton											2	0	1	0	0	0	0	0	0	.000
Max	Bishop	Baltimore	126	446	71	116	90	16	9	1	17	.260	126	445	70	119	93	16	9	1	17	.267
John	Blake	Buf/Roch	16	52	3	12	12	0	0	0	3	.231	16	53	3	12	12	0	0	0	3	.226
Joe	Boley	Baltimore	137	505	69	152	130	19	2	1	12	.301	137	512	70	150	117	19	13	1	10	.293
Cliff	Brady	Rochester											8	32	3	6	4	1	0	1	1	.188
Clint	Breckinridge	Toronto	83	272	34	59	57	1	1	0	14	.217	82	270	34	58	56	1	1	0	13	.215
Dick	Breen	Newark											12	34	4	9	9	0	0	0	2	.265
Godfrey	Brogan	Rochester	44	108	10	24	20	1	3	0	1	.222	44	109	10	24	20	1	3	0	1	.220
	Brooks	Binghamton											1	3	0	0	0	0	0	0	0	.000
Frank	Brower	Reading	47	167	21	53	38	10	4	1	7	.317	47	168	21	55	40	11	3	1	7	.327
Mike	Brown	Reading	48	107	6	25	23	0	2	0	1	.234	48	108	6	26	24	0	2	0	1	.241
Fred	Bruck	Bing/JC											7	6	1	1	1	0	0	0	0	.167
Frank	Brugby	Newark	126	417	57	145	112	26	5	2	44	.348	126	417	57	126	95	24	5	2	29	.302
Lefty	Burke	Reading											1	2	0	0	0	0	0	0	0	.000
Bob	Burnan	Jersey City											11	29	2	7	5	2	0	0	1	.241

John in guide, Cliff in newspapers

First	Last	Team	G	AB	R	H	IB	2B	3B	HR	SB	AVG	G	AB	R	H	IB	2B	3B	HR	SB	AVG
Joe Burns	Reading	134	524	72	148	117	22	8	1	21	.282	133	519	70	142	113	20	8	1	20	.274	
Al Carlstrom	Buffalo	38	140	15	37	35	2	0	0	6	.264	38	141	15	36	34	2	0	0	7	.255	
Ed Carris	Rochester	60	223	20	49	40	9	0	0	6	.220	60	223	20	49	41	8	0	0	5	.220	
Carroway Casey	Jersey City											9	30	0	5	5	0	0	0	1	.167	
Joe Casey	Buffalo	81	247	25	70	59	7	3	1	2	.283	82	250	25	73	62	7	3	1	2	.292	
Ted Cather	Newark	105	389	41	88	70	16	2	0	18	.226	104	387	41	82	65	15	2	0	15	.212	
Sumpter Clarke	Baltimore	31	91	11	23	20	3	0	0	1	.253	32	92	13	24	21	3	0	0	2	.261	
Hal Cleary	Newark											1	2	0	1	0	1	0	0	0	.500	
Jack Clifford	Rochester	32	92	8	21	17	4	0	0	1	.228	32	93	8	21	17	4	0	0	1	.226	
Joe Cobb	Jersey City	100	315	34	73	46	15	6	6	10	.232	100	324	35	74	49	14	6	5	8	.228	
John Cockhill	Jersey City											1	2	1	1	1	0	0	0	0	.500	
Edgar Collins	Jersey City											5	12	0	1	1	0	0	0	0	.083	
Conniffrey	Rochester											1	1	0	0	0	0	0	0	0	.000	
Jimmy Cooks	Nwk/Read	77	263	27	57	45	7	3	2	3	.217	77	264	28	54	45	4	3	2	2	.205	
Phil Cooney	Jersey City											8	30	4	6	5	1	0	0	2	.200	
Lefty Costello	Baltimore											4	3	0	0	0	0	0	0	0	.000	
Dan Costello	Binghamton	18	57	5	15	14	1	0	0	1	.263	18	56	5	15	14	1	0	0	1	.268	
Craft	Jersey City											1	0	0	0	0	0	0	0	0	.000	
Frank Grossin	Reading	34	112	13	35	21	12	1	1	1	.313	35	112	13	35	21	12	1	1	0	.313	
Mannuel Cueto	Rochester	46	163	27	57	44	11	2	0	10	.350	46	162	27	56	43	11	2	0	11	.346	
Bob Davis	Newark	32	80	8	17	13	2	2	0	1	.213	33	85	7	18	13	3	2	0	1	.212	
Hal Denke	Newark	29	79	9	21	18	3	0	0	3	.266	30	83	9	21	18	3	0	0	4	.253	
Tom DeNoville	Jersey City	98	368	33	92	76	11	5	0	4	.250	98	364	33	88	72	11	5	0	6	.242	
Jake Deufel	Toronto	56	145	17	31	25	4	2	0	2	.214	56	149	20	31	24	5	2	0	2	.208	
Hal Deviney	Buffalo	35	81	4	21	18	2	1	0	0	.259	35	82	4	22	19	2	1	0	0	.268	
Walter DeVitalis	Jersey City											8	22	1	3	3	0	0	0	0	.136	
Bill Donahue	Rd/Bing/Rd	27	59	6	15	10	3	1	1	0	.254	28	63	6	15	10	3	1	1	0	.238	
Harry Donovan	Binghamton	37	75	4	15	8	6	1	0	0	.200	36	75	4	15	8	6	1	0	0	.200	
Donelson	Buffalo	148	582	88	145	114	21	7	3	19	.249	146	574	95	144	113	22	6	3	18	.251	
Donohue	Rochester	25	70	8	19	15	4	0	0	0	.271	25	68	8	19	15	4	0	0	0	.279	
Wild Bill Donovan	Jersey City											2	6	0	2	1	1	0	0	0	.333	
Dooin	Reading	38	110	10	24	21	3	0	0	4	.218	38	110	10	22	18	4	0	0	3	.200	
Mickey Doolin	Read/Balt	139	496	49	149	113	27	6	3	10	.300	139	494	51	149	115	25	6	3	10	.302	
Neil Dougherty	Reading											5	13	1	2	1	0	1	0	0	.154	
Snooks Dowd	Newark	43	158	22	52	42	10	0	0	9	.329	44	158	22	53	44	9	0	0	8	.335	
Downey	Nwk/JC	40	151	14	39	33	4	2	0	3	.258	40	149	14	39	33	4	2	0	3	.262	
Driscoll	Rochester											2	9	0	3	3	0	0	0	0	.333	
Duffy	Newark											4	6	0	1	1	0	0	0	0	.167	
Jack Dunn Jr.	Baltimore											7	13	4	3	3	0	0	0	1	.231	
Jack Dunn Sr.	Baltimore											2	1	0	0	0	0	0	0	0	.000	

Dan in guides, but Lefty in game accounts

First	Last	Team	G	AB	R	H	IB	2B	3B	HR	SB	AVG
Frank	Eckstein	Reading										
Ben	Egan	Baltimore	71	238	32	63	52	7	1	3	8	.265
Frank	Ellerbe	Binghamton	115	420	55	120	81	20	12	7	5	.286
Buck	Elliott	Baltimore										
Joe	Engle	Jersey City										
Jack	Enright	Nwk/JC										
Bill	Estes	Jersey City										
Joe	Faircloth	Binghamton										
Bill	Fischer	Binghamton	73	242	42	86	72	10	3	1	12	.355
Sam	Fishburn	Reading	35	138	14	38	30	8	0	0	4	.275
Tom	Fitzsimmons	Jersey City	69	268	22	69	61	6	2	0	6	.257
Gene	Foley	Jersey City										
Harry	Frank	Baltimore	48	95	9	14	14	0	0	0	0	.147
Manny	Freeman	Rochester										
Chippy	Gaw	Buf/Nwk	25	50	4	7	6	1	0	0	0	.140
George	Gibson	Toronto										
Pat	Gillespie	Binghamton	55	151	12	32	29	3	0	0	4	.212
Joe	Gingras	Binghamton										
Eusebio	Gonzales	Toronto	146	515	105	127	102	22	3	0	36	.247
Ray	Gordinier	Buffalo										
Andrew	Gray	Rochester										
	Greenlach	Reading										
	Grunewald	Jersey City										
John	Haddock	Bing/Tor	35	105	7	15	14	1	0	0	0	.143
Hal	Haid	Jersey City										
Jack	Harper	Binghamton	21	57	8	17	14	2	1	0	1	.298
Bucky	Harris	Buffalo	120	447	68	126	98	18	8	2	28	.282
Jimmy	Harschar	Buffalo	35	93	9	27	19	7	0	1	0	.290
Nig	Hart	Reading										
Chick	Hartman	Binghamton	103	374	52	88	79	5	3	1	12	.235
Mike	Hayden	Reading										
Bob	Heck	Toronto	33	75	4	11	9	2	0	0	0	.147
Harry	Heitman	Rochester	46	131	10	32	28	1	3	0	0	.244
Allen	Herbert	Baltimore										
Melvin	Herbst	Buffalo										
Bugs	Hersche	Toronto	39	81	6	16	11	3	1	1	0	.198
Festus	Higgins	Binghamton	35	72	7	14	12	1	1	0	2	.194
Cliff	Hill	Baltimore	25	64	8	16	13	2	0	1	0	.250
Bill	Hoar	Reading										
Bill	Holden	Tor/Bing	110	387	57	109	69	23	10	7	12	.282

First	Last	Team	G	AB	R	H	IB	2B	3B	HR	SB	AVG	G	AB	R	H	IB	2B	3B	HR	SB	AVG
Johnny	Hong	Baltimore	133	513	82	164	122	26	10	6	16	.320	133	507	81	158	116	27	9	6	16	.312
Bill	Hubbell	Toronto	35	85	6	14	11	1	1	1	1	.165	35	85	6	14	12	1	0	1	1	.165
Jimmy	Hudgins	Nwk/Buf/JC	83	249	15	55	48	5	2	0	2	.221	83	251	16	56	49	5	2	0	3	.223
	Hughes	Jersey City											1	2	0	1	1	0	0	0	0	.500
Silent John	Hummel	Reading	122	433	64	135	103	25	5	2	8	.312	122	432	62	138	109	22	5	2	8	.319
Joe	Hyde	Jersey City	56	154	21	33	27	4	1	1	1	.214	57	154	19	32	26	5	0	1	2	.208
Lee	Jackson	Reading											2	3	0	0	0	0	0	0	0	.000
Jack	Jacobs	Newark	145	482	77	129	96	25	7	1	36	.268	145	481	80	131	99	25	6	1	30	.272
Merwin	Jacobson	Baltimore	149	578	115	203	150	36	13	4	37	.351	149	582	117	201	148	36	13	4	37	.345
Hal	Janvrin	Buffalo											10	37	4	8	8	0	0	0	1	.216
Aicer	Jensen	Newark											12	27	0	2	2	0	0	0	0	.074
Ellis	Johnson	Baltimore											8	12	1	2	2	0	0	0	0	.167
Johnny	Jones	Toronto	32	72	5	13	11	2	0	0	0	.181	32	72	5	13	11	2	0	0	0	.181
Rip	Jordan	Buffalo	28	81	6	14	11	3	0	0	1	.173	28	81	6	14	11	3	0	0	1	.173
Allen	Josephs	Jersey City											9	36	4	6	6	0	0	0	1	.167
Hal	Justin	Toronto	36	72	4	16	14	2	0	0	0	.222	36	74	4	15	12	3	0	0	1	.203
Frank	Kane	Jersey City	88	297	36	82	67	6	6	3	20	.276	88	298	36	84	69	6	6	3	9	.282
Bill	Kay	Binghamton											5	13	0	4	3	1	0	0	0	.308
Chick	Keating	Buffalo	148	546	69	149	130	18	1	0	34	.273	148	548	69	144	124	19	1	0	36	.263
John	Keating	Binghamton											1	4	0	0	0	0	0	0	0	.000
Dave	Keefe	Reading	43	98	7	15	11	3	1	0	0	.153	42	97	7	15	11	3	1	0	0	.155
Bill	Kelly	Jersey City											3	7	0	1	1	0	0	0	0	.143
George	Kelly	Rochester	103	376	72	134	84	21	14	15	23	.356	103	376	72	138	86	23	14	15	21	.367
Ben	Kingston	Jersey City	16	30	4	9	8	1	0	0	0	.300	16	30	4	9	8	1	0	0	0	.300
Rudy	Kneisch	Baltimore	26	53	4	7	5	0	2	0	0	.132	26	51	4	7	5	0	2	0	0	.137
Mike	Konnick	Reading	110	385	64	129	87	27	7	8	9	.335	110	393	62	124	85	25	6	8	9	.316
Jack	Kost	Rochester	75	267	32	62	51	6	5	0	7	.232	74	263	32	62	51	6	5	0	7	.236
Bill	Lamar	Rochester	44	179	33	66	50	9	4	3	13	.369	44	177	32	65	49	9	4	3	13	.367
Onis	Lawry	Baltimore	133	494	132	180	155	10	13	2	56	.364	133	491	128	176	152	11	11	2	56	.358
Wade	Lefler	Baltimore	78	231	35	65	53	10	1	1	5	.281	79	236	37	69	57	10	1	1	5	.292
Sam	Lennox	Jersey City											3	11	1	3	2	1	0	0	0	.273
Joe	Letter	Newark	143	525	76	141	104	21	14	2	28	.269	143	524	76	138	104	19	13	2	24	.263
Bert	Lewis	Baltimore											3	7	0	1	1	0	0	0	0	.143
Tom	Long	Rochester	39	166	21	56	46	7	3	0	3	.337	39	165	22	56	46	7	3	0	3	.339
Rex	Longacre	Reading											1	2	0	0	0	0	0	0	0	.000
Charley	Loudenslager	Buffalo	60	193	17	52	45	2	5	0	4	.269	60	193	17	51	43	4	4	0	4	.264
Paddy	Lyons	Newark	34	59	3	11	9	2	0	0	0	.186	34	61	2	8	6	2	0	0	0	.131
Tom	Madden	Newark	67	179	18	40	30	8	1	1	6	.223	67	179	19	39	30	7	1	1	5	.218
Fritz	Maisel	Baltimore	145	587	135	197	145	44	7	1	63	.336	145	590	134	192	141	43	7	1	59	.325
Bill	Maloney	Jersey City											5	10	0	1	1	0	0	0	0	.100

First	Last	Team	G	AB	R	H	IB	2B	3B	HR	SB	AVG	SB	AVG
John	Manners	Jersey City												
Harry	Manning	Buffalo												
Cy	Marshall	Buffalo												
Pat	Martin	Binghamton	27	82	7	19	15	4	0	0	0	.232	0	.232
Wid	Mathews	Rochester	57	206	24	46	43	2	1	0	13	.223	57	.208
Joe	McAlpin	Newark	85	281	28	64	55	7	1	1	10	.228	85	.279
Dick	McCabe	Bing/Nwk	39	98	6	19	15	4	0	0	0	.194	36	.99
Bill	McCarren	Buffalo	139	479	72	131	92	27	10	2	15	.273	139	.476
Al	McInnis	Toronto	95	266	24	64	58	6	0	0	12	.241	96	.269
	McKenry	Newark											4	.4
Polly	McLary	Binghamton	140	478	85	156	114	26	13	3	21	.326	141	.483
Ed	Miller	Newark	149	537	110	158	115	30	10	3	87	.294	149	.538
George	Miller	Jersey City											9	.16
	Mills	Reading											4	.16
	Monety	Reading												
Ed	Moore	Jersey City	87	314	26	68	55	11	2	0	6	.217	87	.316
Herb	Moran	Rochester	22	88	15	18	16	1	1	0	1	.205	22	.86
Ray	Morgan	Baltimore	43	161	26	41	32	8	1	0	5	.255	43	.162
Bill	Morrisette	Jersey City	18	56	2	12	9	1	1	1	1	.214	19	.60
	Murphy	Jersey City											5	.20
Joe	Nagle	Rochester	141	511	41	135	113	15	6	1	13	.264	141	.507
Bill	Newton	Baltimore	20	39	2	9	8	1	0	0	0	.231	20	.40
George	Nuhn	Jersey City											2	.8
Harry	O'Donnell	Reading											7	.13
Jack	Ogden	Rochester	27	80	4	17	16	1	0	0	2	.213	26	.79
	O'Neill	Rochester	119	385	42	95	83	8	4	0	4	.247	119	.381
Jack	Onslow	Toronto	141	488	69	148	114	28	6	0	36	.303	141	.487
Frank	O'Rourke	Binghamton	141	571	91	166	128	27	9	2	34	.291	140	.563
Robert	Orr	Rochester	37	141	12	32	27	4	1	0	13	.227	37	.141
Rube	Parnham	Baltimore	53	146	15	36	25	5	2	4	0	.247	53	.146
Alex	Peterson	Toronto	38	71	3	9	9	0	0	0	1	.127	37	.72
Cy	Pieh	Newark											2	.2
Clarence	Pitt	Rochester	24	83	6	21	18	3	0	0	5	.253	24	.84
Norman	Plitt	Reading											10	.27
Bill	Powers	Jersey City											1	.1
Frank	Powers	Newark	23	60	7	13	8	2	2	1	1	.217	24	.64
Benny	Purtell	Toronto	67	200	26	31	27	4	0	0	4	.155	67	.198
Billy	Purtell	Toronto	109	369	47	104	96	7	1	0	16	.282	110	.381
Walt	Ralinger	Rochester	56	180	18	41	34	5	2	0	7	.228	56	.179
Louis	Raymond	Rochester											11	.39

Phantom player, actually Neil Dougherty

First	Last	Team	G	AB	R	H	IB	2B	3B	HR	SB	AVG	SB	AVG
Norman	Reeves	Rochester												
Lance	Richbourg	Newark												
Jim	Riley	Binghamton	145	563	71	163	143	11	9	0	20	.290	146	561
Bill	Ritter	Reading												
Guy	Rodey	Rochester												
Jose	Rodriguez	Rochester	139	538	73	142	125	14	3	0	16	.264	139	536
Eddie	Roman	Reading												
Frank	Rommel	Newark	62	147	15	27	21	3	3	0	0	.184	61	143
Lefty	Rose	Buffalo												
Rosy	Russell	Jersey City	20	45	2	11	8	2	1	0	0	.244	20	44
Gus	Ryan	Buffalo	33	71	4	11	11	0	0	0	0	.155	31	72
Joe	Sandberg	Toronto	110	331	39	91	67	18	3	3	4	.275	110	337
	Sargent	Newark	124	429	42	102	67	25	8	2	11	.238	125	433
	Sauer	Newark												
Al	Schacht	Jersey City	42	116	7	22	21	1	0	0	1	.190	42	116
Alex	Schaufe	Toronto												
Ed	Schorr	Baltimore	57	158	23	38	30	6	2	0	3	.241	57	156
Frank	Schultz	Newark												
	Schweitzer	Reading	132	455	66	113	81	15	9	8	23	.248	132	445
Al	See	JC/Roch	127	415	50	117	92	20	3	2	15	.282	128	411
Charlie	Setbold	Rochester	78	297	56	115	87	16	7	5	13	.387	78	296
Socks	Shannah	Baltimore	19	49	8	12	11	1	0	0	3	.245	19	49
Jim	Shannon	Reading												
Joe	Sharp	Jersey City	140	512	63	143	95	32	15	1	17	.279	141	509
Jimmy	Shay	Binghamton	31	101	9	21	17	3	1	0	1	.208	30	102
Walter	Shea	Jersey City	29	102	10	16	16	0	0	0	8	.157	29	99
Red	Shields	Newark	37	85	7	8	6	2	0	0	0	.094	37	85
Pete	Sheridan	Binghamton	35	101	17	26	19	4	0	3	2	.257	35	102
Red	Sherman	Reading	140	496	54	136	104	22	8	2	9	.274	144	509
Ginger	Shinault	Rochester	41	97	10	22	19	1	1	1	2	.227	41	101
Ed	Simpson	Toronto												
Harry	Smith	Jersey City												
Rudy	Snoyer	Binghamton	93	262	40	73	55	11	5	2	14	.279	94	275
Polly	Snyder	Reading												
Vern	Spencer	Reading												
		Toronto	46	174	31	56	41	13	2	0	11	.322	46	175

Phantom player, actually Frank Powers

Does not appear in any box scores

Does not appear in any box scores

Phantom player, actually Red Sheridan

First	Last	Team	G	AB	R	H	IB	2B	3B	HR	SB	AVG
George	Spiers	Newark	119	430	72	147	97	36	7	7	16	.342
Lyle	Springer	Rochester	25	42	2	8	5	0	3	0	0	.190
Al	Stark	Newark	28	74	11	15	14	0	1	0	1	.203
Lee	Strait	Buffalo	37	92	8	17	14	3	0	0	1	.185
Sterling	Stryker	Newark	90	291	42	75	64	8	3	0	15	.258
Bob	Stubbing	Jersey City	71	252	21	63	50	8	4	1	6	.250
Jim	Sullivan	Baltimore	21	76	5	16	11	5	0	0	1	.211
Ross	Swartz	Reading	35	76	5	13	10	3	0	0	0	.171
Bob	Tecarr	Jersey City	122	453	79	137	100	25	10	2	22	.302
George	Terhune	Newark	20	72	8	16	12	3	1	0	0	.222
Tommy	Thomas	Buffalo	149	592	102	179	127	39	9	4	25	.302
Harry	Thompson	Baltimore	148	537	64	154	116	22	15	1	9	.287
Dan	Tipple	Jersey City	124	422	53	108	97	9	2	0	11	.256
Gene	Walsh	Roch/Nwk	45	117	10	32	25	5	2	0	1	.274
Jimmy	Walsh	Reading	60	203	28	50	43	4	3	0	11	.246
John	Watson	Baltimore										
Hal	Weaver	Reading										
Lefty	Weinert	Reading										
Bud	Weiser	Jersey City										
Lew	Wendell	Jersey City										
George	Whiteman	Toronto										
Frank	Wigglesworth	Jersey City										
Eddie	Williams	Buffalo										
Hooks	Wiltse	Buffalo										
Rube	Zellers	Jersey City										
Bill	Zimmerman	Newark										
Billy	Zitzmann	Jersey City										

Pitching:

Official, Spalding Record

New Compilation

First	Last	Team	G	GS	CG	ShO	Sv	W	L	IP	H	R	ER	K	BB	ERA	G	GS	CG	ShO	Sv	W	L	IP	H	R	ER	K	BB	ERA		
Jose	Acosta	Roch	43	1	0	0	3	17	14	319.0	372	150	113	93	53	3.19	43	32	27	3	5	17	15	320.3	373	153	113	96	46	3.17		
Raleigh	Aitchison	Roch	1	0	0	0	0	0	0	0	0	0	0	0	0	0	1	0	0	0	0	0	0	0	3.0	2	2	1	0	1	3.00	
Walter	Ancker	Bing	2	0	0	0	0	0	0	0	0	0	0	0	0	0	2	2	0	0	0	0	0	0	1.7	4	5	0	0	5	27.00	
Ed	Bareiss	Read	23	0	0	0	0	2	11	102.0	116	79	60	49	49	5.29	23	9	5	0	0	2	11	98.0	111	78	60	49	45	5.51		
Luther	Barnes	Bing	21	0	0	0	0	10	8	149.0	147	55	48	46	34	2.90	21	17	12	3	1	10	7	150.3	148	56	48	48	32	2.87		
Dean	Barnhardt	Read	21	0	0	0	0	10	7	138.0	158	71	55	54	34	3.59	21	17	14	1	1	10	7	138.3	158	73	55	55	32	3.58		
George	Bausevine	JC	1	0	0	0	0	0	0	0	0	0	0	0	0	0	1	1	0	0	0	0	0	0	1	4.7	6	5	4	2	6	7.71
Johnny	Beckvermit	Bing	19	0	0	0	0	5	8	111.0	116	51	39	33	46	3.16	19	13	6	3	0	5	8	111.0	112	49	39	36	47	3.16		
Walt	Bernhardt	Roch	5	0	0	0	0	0	3	30.0	32	21	14	12	17	4.20	5	3	2	0	0	0	0	3	30.3	34	22	14	12	17	4.15	
Harry	Biemiller	JC	19	0	0	0	0	6	6	119.0	121	48	31	39	61	2.34	19	10	9	0	1	5	6	119.0	117	49	31	37	62	2.34		
Mike	Bills	Bing	1	0	0	0	0	0	0	0	0	0	0	0	0	0	1	0	0	0	0	0	0	0	2.0	3	3	2	1	2	8.78	
Godfrey	Brogan	Roch	36	0	0	0	0	11	20	251.0	250	154	110	75	131	3.94	36	29	19	0	0	11	20	241.0	246	159	110	71	132	4.11		
	Brooks	Bing	1	0	0	0	0	0	0	0	0	0	0	0	0	0	1	1	0	0	0	0	0	0	8.0	4	1	1	4	2	1.13	
Frank	Brower	Read	0	0	0	0	0	0	0	0	0	0	0	0	0	0	6	3	2	0	0	1	3	30.3	40	24	20	18	13	5.93		
Mike	Brown	Read	46	0	0	0	0	18	21	307.0	299	143	100	128	113	2.93	46	36	29	1	1	17	20	305.0	297	139	100	130	115	2.95		
Fred	Bruck	Bing/JC	6	0	0	0	0	1	3	23.0	27	20	13	7	13	5.09	6	6	1	0	0	1	3	22.7	27	23	20	7	14	7.94		
Lefty	Burke	Read	0	0	0	0	0	0	0	0	0	0	0	0	0	0	1	1	0	0	0	0	0	1	6.0	3	2	2	0	4	3.00	
Ed	Carris	Roch	1	0	0	0	0	0	0	0	0	0	0	0	0	0	1	0	0	0	0	0	0	0	5.0	3	2	2	1	4	3.60	
Hal	Cleary	Nwk	1	0	0	0	0	0	0	0	0	0	0	0	0	0	1	1	0	0	0	0	0	1	7.0	8	8	6	2	2	7.71	
Jack	Clifford	Roch	32	0	0	0	0	15	16	256.0	275	117	68	86	70	2.39	32	30	28	3	0	15	16	254.7	273	114	68	86	70	2.40		
John	Cockill	JC	1	0	0	0	0	0	0	0	0	0	0	0	0	0	1	1	0	0	0	0	0	0	3.0	4	4	3	1	3	9.00	
	Conniffrey	Roch	1	0	0	0	0	0	0	0	0	0	0	0	0	0	1	1	0	0	0	0	0	0	3.0	7	4	4	0	2	12.00	
Dan	Costello	Balt	4	0	0	0	0	4	1	0	0	0	0	0	0	0	4	1	0	0	0	0	0	1	13.0	14	8	6	3	6	4.15	
	Craft	JC	1	0	0	0	0	0	0	0	0	0	0	0	0	0	1	0	0	0	0	0	0	0	4.0	5	7	4	1	3	9.00	
Manuel	Cueto	Roch	1	0	0	0	0	0	0	0	0	0	0	0	0	0	1	0	0	0	0	0	0	0	1.0	0	0	0	0	0	0.00	
Walter	DeVitalis	JC	8	0	0	0	0	4	3	60.0	60	21	14	24	20	2.10	8	8	7	1	0	4	3	61.0	60	22	14	23	20	2.07		
Hal	Diviney	Bu	28	0	0	0	0	12	11	188.0	193	88	44	74	61	2.11	28	22	16	1	2	11	11	190.3	194	90	44	73	59	2.08		
Bill	Donohue	R/Bng/R	27	0	0	0	0	4	10	151.0	160	95	72	50	85	4.29	28	16	12	2	1	4	11	158.3	173	107	72	46	84	4.09		
Harry	Donovan	Bing	36	0	0	0	0	11	15	212.0	217	127	101	90	91	4.29	36	21	15	1	0	11	14	213.0	213	124	101	85	84	4.27		
Jack	Dunn, Sr	Balt	1	0	0	0	0	0	0	0	0	0	0	0	0	0	1	0	0	0	0	0	0	0	1.0	5	5	0	1	45.00		
Joe	Engle	JC	1	0	0	0	0	0	0	0	0	0	0	0	0	0	1	1	0	0	0	0	0	0	2.3	0	2	2	2	6	7.71	
Jack	Enright	Nwk/JC	10	0	0	0	0	0	3	30.0	53	22	18	7	33	5.40	10	2	0	0	0	0	0	3	27.3	26	22	18	5	30	5.93	
Joe	Faircloth	Bing	6	0	0	0	0	0	3	20.0	29	17	15	4	4	6.75	6	3	0	0	0	0	0	3	18.7	29	17	15	3	4	7.23	
Harry	Frank	Balt	48	0	0	0	0	24	6	255.0	273	118	79	77	55	2.79	49	19	13	0	7	24	8	256.3	266	115	79	78	53	2.77		
Chippy	Gaw	Bu/Nwk	24	0	0	0	0	8	8	166.0	176	80	50	40	35	2.71	24	19	11	0	0	8	8	160.0	171	70	50	41	37	2.81		
Joe	Gingras	Bing	11	0	0	0	0	3	4	65.0	72	38	33	16	34	4.57	11	8	4	0	0	3	4	64.3	72	38	33	19	33	4.62		
Eusebio	Gonzalez	Tor	1	0	0	0	0	0	0	0	0	0	0	0	0	0	1	0	0	0	0	0	0	0	1.0	0	0	0	0	0	0.00	

Ray	14	Gordinier	Buf	1	7	3	97.0	51	25	15	42	40	1.39	14	9	8	1	1	7	3	98.3	49	25	15	44	44	1.37
Andrew	1	Gray	Roch											1	0	0	0	0	0	0	2.0	6	5	3	0	3	13.50
Hal	1	Haid	JC											1	1	1	0	0	0	1	8.0	7	2	2	2	6	2.25
Jack	21	Harper	Bing	1	7	9	143.0	139	63	44	67	51	2.77	21	17	11	1	2	7	7	140.7	134	64	44	65	50	2.82
Jimmy	28	Harschar	Buf	3	11	13	218.0	237	115	57	51	67	2.35	28	25	18	3	0	11	13	217.7	238	114	57	52	66	2.36
Bob	32	Heck	Tor	1	15	10	225.0	215	102	73	87	89	2.92	32	30	17	1	1	17	10	225.0	214	102	73	83	88	2.92
Harry	21	Heitman	Roch	3	7	11	142.0	152	72	52	53	85	3.30	21	19	15	3	0	7	11	141.0	155	73	52	53	76	3.32
Allen	5	Herbert	Balt	0	1	0	21.0	15	11	3	5	9	1.29	5	3	1	0	0	1	0	20.0	13	8	3	4	8	1.35
Melvin	1	Herbst	Buf											1	0	0	0	0	0	0	5.0	8	5	2	1	4	4.05
Bugs	34	Hersche	Tor	3	16	5	198.0	199	89	69	103	61	3.14	35	20	16	3	4	14	5	199.0	201	88	69	99	63	3.12
Festus	34	Higgins	Bing	0	16	9	226.0	215	100	72	59	99	2.87	34	23	18	0	3	16	12	227.7	216	99	72	58	97	2.85
Cliff	24	Hill	Balt	3	12	3	160.0	160	73	56	36	57	3.15	24	19	12	3	0	12	4	161.7	166	74	56	35	53	3.12
Bill	1	Hoar	Read											1	1	0	0	0	0	1	6.0	9	4	4	4	2	6.00
Bill	40	Hubbell	Tor	9	19	17	318.0	296	125	69	98	59	1.95	35	29	22	5	2	17	11	258.0	211	76	55	90	41	1.92
	1	Hughes	JC											1	1	1	0	0	0	1	9.0	9	7	4	3	9	4.00
Lee	2	Jackson	Read											2	1	0	0	0	0	1	9.0	10	6	5	2	6	5.00
Aicer	12	Jensen	Nwk											12	9	4	0	0	3	5	75.0	73	34	27	19	32	3.24
Ellis	8	Johnson	Balt	1	2	2	39.0	43	39	33	16	40	7.62	8	7	3	1	0	2	2	40.7	45	44	33	14	41	7.30
Johnny	32	Jones	Tor	2	14	10	219.0	208	98	68	79	75	2.79	32	27	21	2	0	14	10	217.7	206	96	68	81	72	2.81
Rip	28	Jordan	Buf	7	15	10	226.0	170	65	36	99	46	1.43	28	26	22	7	0	15	10	225.0	166	63	36	98	47	1.44
Hal	35	Justin	Tor	3	17	9	203.0	214	95	70	56	58	3.10	35	19	13	3	2	15	9	200.0	214	95	70	55	60	3.15
Dave	34	Keefe	Read	2	10	17	226.0	239	123	93	101	61	3.70	33	25	19	1	1	9	17	226.0	229	123	93	101	65	3.70
George	1	Kelly	Roch											1	0	0	0	0	1	0	3.0	2	0	0	4	2	0.00
Ben	1	Kingston	JC											1	0	0	0	0	0	0	5.0	15	5	5	2	0	9.00
Rudy	26	Kneisch	Balt	2	10	9	147.0	145	72	55	32	58	3.37	26	21	13	2	1	10	8	147.0	145	80	55	33	56	3.37
Bill	1	Lamar	Roch											1	0	0	0	0	0	0	5.0	4	5	2	0	6	3.60
Bert	3	Lewis	Balt											3	1	0	0	0	0	1	25.3	25	16	7	6	9	2.49
Rex	1	Longacre	Read											1	1	0	0	0	0	1	6.7	11	10	7	0	7	9.45
Paddy	34	Lyons	Nwk	1	9	9	180.0	174	52	36	64	49	1.80	34	15	9	1	2	6	7	180.0	168	72	62	42	54	3.10
Bill	5	Maloney	JC	0	0	3	29.0	34	20	14	7	16	4.34	5	4	1	0	0	0	3	28.7	34	20	14	7	16	4.40
John	4	Manners	JC											4	0	0	0	0	1	0	14.0	14	5	4	0	4	2.57
Cy	10	Marshall	Buf	1	5	2	64.0	80	36	9	19	16	1.27	10	8	5	1	0	4	3	65.0	79	39	9	17	16	1.25
Pat	27	Martin	Bing	3	17	6	222.0	172	75	62	144	78	2.51	27	25	20	3	1	17	7	221.0	169	75	62	137	77	2.52
Dick	35	McCabe	BingNwk	4	15	16	270.0	268	115	79	108	49	2.63	35	30	25	4	1	15	16	275.3	271	121	79	104	48	2.58
William	3	McKenry	Nwk											3	2	1	0	0	0	2	12.0	19	9	6	4	6	4.50
George	9	Miller	JC	0	2	4	49.0	58	28	21	26	31	3.86	9	5	2	0	0	2	4	49.7	58	31	21	22	30	3.81
Bill	19	Morrisette	JC	0	5	12	148.0	153	82	47	61	66	2.86	19	17	15	0	0	5	13	148.3	151	81	47	61	54	2.85
Joe	1	Nagle	Roch											1	0	0	0	0	0	0	2.0	1	0	0	0	2	0.00
Newton	20	Newton	Balt	0	6	8	115.0	133	74	62	51	50	4.85	20	16	6	0	0	6	7	114.7	126	78	62	52	48	4.87
Jack	27	Ogden	Roch	2	10	13	190.0	199	111	50	98	73	2.37	26	23	19	2	1	10	12	187.7	196	111	50	99	68	2.40
Mickey	1	O'Neill	Roch											1	1	0	0	0	0	1	1.0	4	6	6	0	3	54.00

Parnham	Balt	44	2	28	12	350.0	297	124	95	187	107	2.44	44	39	32	2	1	28	11	346.7	294	127	95	183	104	2.47
Peterson	Tor	36	2	13	12	223.0	207	89	59	83	81	2.38	36	24	15	2	1	15	12	223.3	207	89	59	81	85	2.38
Pieh	Nwk	2											2	2	0	0	0	1	1	5.3	3	4	3	1	7	5.06
Plitt	Read	9	0	0	7	58.0	73	40	34	25	30	5.28	9	9	4	0	0	0	7	60.7	79	48	34	23	26	5.04
Powers	JC	1											1	0	0	0	0	0	0	3.0	7	6	4	0	1	12.00
Ralinger	Roch												1	0	0	0	0	0	0	3.0	2	2	2	2	2	3.00
Ritter	Read	1											1	0	0	0	0	0	0	5.0	4	1	2	4	1.80	
Rommel	Nwk	41	7	22	15	309.0	293	135	85	85	72	2.48	41	36	30	7	0	22	14	307.7	281	135	85	76	73	2.49
Rose	Buf	5	0	0	2	24.0	25	15	13	5	10	4.88	5	3	1	0	0	0	2	23.7	25	17	13	4	10	4.94
Russell	JC	10	0	1	7	60.0	74	39	24	18	24	3.60	10	8	5	0	0	1	7	61.0	75	40	24	18	24	3.54
Ryan	Buf	28	2	15	8	205.0	188	84	31	87	75	1.36	27	23	20	2	0	16	8	204.0	185	83	31	84	71	1.37
Schacht	JC	40	9	19	17	318.0	296	125	69	98	59	1.95	40	34	32	9	2	19	17	318.0	293	121	69	95	57	1.95
Schoor	Nwk	2											2	2	0	0	0	1	1	6.0	9	5	4	1	1	6.00
See	Roch	13	0	5	6	108.0	90	52	36	64	49	3.00	12	12	11	0	0	5	6	104.3	85	51	36	62	41	3.11
Seibold	Balt	16	1	10	5	125.0	105	60	44	69	63	3.17	16	15	12	1	0	10	5	123.0	99	51	44	68	60	3.22
Shea	Nwk	37	3	13	19	267.0	253	125	87	85	77	2.93	37	31	22	3	1	13	19	265.0	257	126	87	72	68	2.95
Smith	JC	2											2	0	0	0	0	0	0	4.0	7	4	2	0	2	4.50
Snyder	Read	2											2	0	0	0	0	0	0	5.3	7	9	4	0	5	6.75
Springer	Roch	1											1	0	0	0	0	0	0	6.7	16	10	9	1	2	12.15
Sterling	Nwk	25	1	5	10	125.0	111	53	32	45	50	2.30	25	14	7	1	0	5	12	124.7	112	55	32	47	39	2.31
Stubbing	JC	2											2	0	0	0	0	0	0	9.7	8	5	3	1	3	2.79
Sullivan	Balt	2											2	2	2	0	0	0	2	18.0	14	11	10	8	5	5.00
Swartz	Read	8	0	2	0	33.0	32	27	15	17	26	4.09	8	4	2	0	0	2	0	32.7	31	28	15	16	25	4.13
Tecarr	JC	10	0	3	1	55.0	56	18	6	24	21	0.98	10	7	4	0	0	4	1	54.3	55	19	6	22	20	0.99
Terhune	Nwk	5	0	1	2	18.0	22	18	9	7	12	4.50	5	3	1	0	0	1	2	20.3	18	14	9	10	11	3.98
Tommy	Buf	36	2	15	13	262.0	222	97	58	107	94	1.99	36	27	19	2	0	16	13	242.7	223	100	58	112	95	2.15
Thompson	Balt	5	0	4	0	49.0	58	18	14	8	7	2.57	5	5	4	0	0	4	0	44.7	48	18	14	12	7	2.82
Tipple	JC	10	0	2	8	66.0	76	37	28	21	40	3.82	10	10	5	0	0	2	8	65.7	77	39	28	22	40	3.84
Watson	Balt	4											4	1	1	0	0	3	0	15.7	22	7	6	8	9	3.45
Weinert	Read	35	2	6	15	202.0	206	153	105	98	101	4.68	34	26	12	2	2	9	15	200.0	204	147	105	97	96	4.73
Williams	Buf	1											1	0	0	0	0	0	0	4.3	7	4	3	2	5	6.31
Wiltse	Buf	2											2	0	0	0	0	0	1	4.0	8	3	1	0	2	2.63
Zellers	JC	38	3	13	23	302.0	285	124	70	142	102	2.09	38	35	30	3	1	13	22	302.0	281	124	70	136	94	2.09